

# Entrance doors can do more than block cold

Many homeowners occupy homes that were built in the 1960s and 70s. While structurally sound, those homes are beginning to need updating.

One of the simplest ways to make an update which affects both exterior and interior is the installation of a new front door.

In many older homes, front doors were simply means of entrance and exit with minimal thought given to the exterior appeal or to interior light. Function ruled over form.

Over the past 30 years, builders, architects, designers and real estate sales representatives have realized the importance of curb-appeal when the time comes to sell a home. The introduction to a home is through the front door, which creates an important first impression. Today, it is not unusual to find a builder lavishing \$10,000 or more on the entrance to a home. Some of the highest quality doors (with matching sidelights and transoms) can cost that much alone.

Such costs seem staggering when contemplating the updating of an older home and all the items usually on the "wish list" of improvements.

The good news for homeowners planning to remodel is that there are many energy-efficient, secure and reasonably priced doors on the market today.

Because of their flexibility in fitting existing openings in older homes, wood doors remain the standard.


Standard in the remodeling and home improvement markets. A new product just out is a formed wood exterior door made from wood fibers and resins, allowing complete use of the wood resource.

With few or very simple changes to the door framework, a dramatic change can be achieved with a few hours' time and less than a thousand dollars in materials and labor. Handy homeowners can even "do it themselves."


The installation of a new door with matching sidelights can dress up the exterior of a home, provide a more welcoming feeling for homeowners and guests alike, and a new source of natural light for interior spaces.

One manufacturer of wood, steel and formed wood doors, Jeld-Wen, advises homeowners and contractors to follow handling installation and finishing instruction which ac-

company every door, no matter its type or its manufacturer. Following provided instructions will also keep warranties in effect.




Many older homes feature entry doors that served only to provide a means of entrance and exit with little thought given to curb appeal.



Spring is here. Thinking about some improvements around the house? We do Decks, Doors, Window Replacements, Painting, etc. Call for Free Estimate.

LaVelle and Associates  
Shavertown, PA  
675-6991 or 675-0706



A new front door, like this "Kirkwood" from Nord Door, can provide a dramatic means of updating the exterior of a home and provide a new source of natural light for interior spaces.

**ATTENTION - SNAPPER.** \$39.95  
LAWN MOWER OWNERS  
SPRING FULL TUNE-UP SPECIAL

- Sharpen & Balance Blade
- Clean Gas Tank & Carburetor
- Replace Magneto in Cap
- New Spark Plug
- New Air Filter
- Scrape Lower Mower Deck
- Oil Wipe & Lubo Linkage & Control
- Adjust Carburetor

Factory Authorized Service  
**VALLEY OUTBOARD, INC.**  
M.-F. 9-5, Sat. 9-1 1213 Main St., Swoyersville, PA 288-8578

**HEADS UP FLOORING CO., INC.**  
Est. 1976 - the Wood Flooring Specialist

Sales • Service • Refinishing • Installation  
• Sanding/Refinishing • Waxing/Polishing  
• Free Estimates • Consulting

All Major Wood Flooring Manufacturers  
• Free Estimates • Consulting

**ROZMA**  
SERVING YOU FROM 2 LOCATIONS...  
23 Terner St., Luzerne Rt. 590, Hamlin  
283-8488 (800) 564-3350

# You can have too many counters. Not!

Lives there a cook in the world today, who never to herself (or himself) had this to say: "I sure could use some more counter space in this kitchen!"?

Not very likely. We all tend to fill every square inch of available counter space with all kinds of labor-saving devices, treasured accessories and basic utensils until there's no room left to navigate — and then shuffle things madly about to clear a spot in which to chop, mix, blend and roll-out!

And all too often, entertaining or holiday cooking at home leaves us (literally) holding the appetizer tray or turkey platter because there's no clear landing spot.

"Don't despair," advise home economists from Whirlpool Corporation. "There are lots of creative ways to generate more counter space in almost any kitchen."

First, look at everything on the counters. Are they used regularly — or just once in awhile? Can seldom-used small appliances be stored out of the way in a cabinet or pantry for easy access?

What about your microwave oven? If it's currently occupying valuable counter space, consider some easy ways to get this versatile appliance off the countertop without losing its nearby convenience.

And let your imagination run wild — because microwave ovens can be installed almost anywhere!

For example, you could install it above your existing range or cooktop, on a specially designed microwave shelf that has a built-in vent hood. Or you could re-

place it with one of those new over-the-range microwave ovens that comes with its own built-in exhaust hood.

Other options include hanging your microwave oven underneath an upper kitchen cabinet (using special brackets designed expressly for that purpose), installing it in a cabinet above or below the kitchen counter, or setting it on a separate shelf located in a spot that's convenient to the eating area.

## Shelves for Those Special Accessories and Knickknacks

And speaking of shelves, most of us have all kinds of special accessories and knickknacks sitting on our kitchen counters. They add warmth and a personal touch to the kitchen — and take up space.


But, ask Whirlpool home economists, "do they have to be on the counter?" Is there space somewhere else in the kitchen to display your treasures? How about installing shelves in front of a window for a dramatic showing of glassware? Is there a blank wall area or space at the end of a counter where you could add a shallow floor-to-ceiling wall of shelves?

## How About Adding an Island?

Also, look at the floor space in your kitchen. Is there room for an island? If so, consider adding one, even a narrow one. Not only will it add much-needed work surface, it will also serve as a handy landing spot for food from the refrigerator or range — and cabi-

island on wheels that can be rolled out of the way when not needed? "I look at your kitchen carefully and creatively, and you'll be amazed at how many ways you can come up with to add much-needed counter space," conclude Whirlpool home economists.

Counter top material can range from plain formica to Italian marble, but one thing's for sure - you can't have too much surface area.



Clean out the garage, give the attic a clean sweep with a **FREE GARAGE SALEAD** in The Dallas Post

Up to 20 words **FREE** per week... must be prepaid

The Dallas Post  
45 Main Road  
Dallas PA 18612  
Call 675-5211  
Deadline: Mondays at 4 p.m.

Free offer only for sales in the 674, 675, 639 and 696 phone exchange areas.

# FACTORY DIRECT NEW CABINETS FOR LESS THAN REFACING!

## TOP VALUE KITCHENS

Showroom: 309 North SHAVERTOWN  
Turn Right At The Light At Burger King  
**675-7083**

# 10% OFF

THE PURCHASE OF ANY Aristokraft KITCHEN TOP VALUE KITCHENS • 675-7083

Coupon must be presented at time of estimate. Not valid with other offers. Expires 5-15-95