



SPRING & SUMMER CAR CARE

Take note: a quick summary to summer-ize your vehicle

Many motorists are used to taking steps to protect their cars from the rigors of winter, but it's equally important to "summerize" your auto investment, preparing it for hot weather in addition to finding out the nature of winter's toll.

Personal seasonal inspections are quick and easy to do, and may save you money as well.

Check your tires for excessive or uneven wear. A winter pothole may have you in need of an alignment adjustment.

Before you remove those snow tires — and especially if you're running on "all-season" radials — check the tread depth to be sure there's enough rubber between you and the road.

Rainwater and highway oils can be as slick as ice. It's also a good time to "rotate" your tires for more uniform wear.

You may know when you last changed your oil, but make sure to double-check your air filter. Be sure that sand and other winter road dirt hasn't ruined the performance of that easily-over-

looked, easily-remedied element.

Check all belts, hoses and cables for wear, and make sure their connections and clamps are secure and free of corrosion. It is better to replace that frayed fanbelt now than somewhere on the highway.

Even though you're thinking of good weather ahead, check your wipers — remember that one morning in January when they were frozen to the windshield? One might have started to tear. And fill up the windshield sprayer reservoir while you're at it.

You probably checked your car's coolant last fall for protection against freezing, but it's a good idea to check it now to be sure the reservoir is full. You may spot a leak somewhere, and boilovers are just as potentially damaging as freeze-ups.

If you didn't do it last fall, it's probably a good time to flush your cooling system and put in fresh coolant, to protect against corrosion as well as boilovers.


During March, the

makers of Prestone II® anti-freeze/coolant are making that step easier for you, by offering a "Buy One-Get One Free" refund. Union Carbide will refund your money on one jug when you buy two jugs of Prestone II; check your local participating retailer's ads for your refund certificate.

Even if the snow is long gone from your neighborhood, there's still leftover sand and salt on the roads. It's time to give a good cleaning to the outside of your car — and don't forget the wheel wells, where salt loves to hide — and to protect your car's finish with a wax application.

Fortunately, that's a lot easier to do than it ever was, with products today that wipe on fast for a hard finish that lasts.

And if you car still sounds like it has the flu, it's probably wise to have an engine tune-up. Do it yourself or get help from a pro, but you'll enjoy the prospect of spring and summer driving a lot more when you know your car is ready for it.



TRAILER WHEEL BEARING FAILURE is a frequent cause of this all too common scene along vacation and recreation routes. Proper inspection and maintenance of bearings and seals can prevent this inconvenience.

Don't be left high and dry . . .

Boat trailers need wheel bearing inspection before you go traveling

We've all seen them along the highway; the family car with a boat in tow, pulled over and everyone out looking blankly at a trailer wheel. Most passersby probably assume the problem is a flat tire, but often it's not.

"One of the most common problems boaters have with their trailers is wheel bearing failure caused by corrosion," says John Adams, Chief Engineer, Ball and Roller Bearing Group, Federal-Mogul Corporation in Detroit.

Command performance

"Trailers frequently sit for long periods of time and then have to perform at highway speeds, usually in hot weather," he explains. "By

the time the boater arrives at his destination, the trailer wheels, bearings and seals are heated up to their normal operating temperature, and then are submerged in cold water when the boat is launched.

"The rapid temperature change can cause pressure to drop in the wheel cavity and this can sometimes draw water past the wheel seals, especially if the seals are worn. Once the water gets inside, it begins to contaminate the grease and the corrosion begins."

The reason many trailer bearings fail on the way to the lake rather than on the way home is because corrosion takes time. The period when the boat and trailer aren't used is the perfect time for corrosion to do its destructive job.

The solution is simple, says Adams. "Regular inspection and lubrication is the key to avoiding wheel bearing problems." He recommends inspecting the wheel bearings and seals once a month during the boating season to avoid trouble. This should include properly packing the bearings with grease and adjusting them according to the manufacturer's specifications.

Tight seal

Wheel grease seals also should be checked for nicks, cuts, wear or anything that might prevent them from making a good, tight seal on the axle spindle. If there is any doubt, replacing wheel seals is cheap insurance against contamination.

Boaters should always service the bearings and replace the seals at the end of the season to give these precision components a fighting chance against the corrosion that can set in during long periods without use.

Prevent failure

Inspecting the bearings and seals again at the beginning of the boating season will help prevent failure due to corrosion that might have formed since the trailer was last used.

Boaters who aren't familiar with these service procedures should either let qualified personnel handle the job, or take the time to learn the correct way to service their trailer's wheel bearings, says Adams.

Service wheel bearings and seals doesn't take long once the boater has the hang of it.

Big Business


The largest segment of automotive service is ignition service, including tune-ups, according to the Automotive Parts & Accessories Association's market

research department.

Exhaust system repairs are second. Exhaust system parts sales, including mufflers and tailpipes, rank third behind tire and battery sales.

Auto-Graphs

Tire valve caps prevent air loss and extend tire life by keeping out dirt and moisture.



SHUPP'S AUTO BODY

- Experienced Body Work & Painting
- Restorations • Minor Mechanical Work
- State Inspections • Used Auto Sales

ALSO
COMMERCIAL & INDUSTRIAL SAND BLASTING & GLASS BEADING

Dallas, Pa. (717) 333-4075

WITH THIS AD

TUNE-UP \$29.95 + TAX

4 CYLINDER

\$32.95 + TAX
6 CYLINDER

\$39.95 + TAX
V-6 TRANSVERSE

Includes plugs, points, condenser and setting on electronic analyzer. Other parts extra.

Offer Expires May 27, 1983

SPURLIN'S DALLAS EXXON

Across from Dallas Shopping Center
Dallas
675-3336

WITH THIS AD

Richards Automotive

COMPLETE AUTOMOTIVE SERVICE

For
FOREIGN and DOMESTIC CARS

"Specializing in British Made Cars"

Dallas, Pa. (717) 675-3404

KELLY TRANSMISSIONS

Family Owned and Operated
Not A Franchise — You Save \$\$
Rebuilders Since 1956

TRANSMISSIONS \$250
REBUILT From

DON'T GET TRAPPED! WE GIVE ESTIMATES BEFORE THE JOB STARTS (Most Cases)

• Guaranteed Work • Free Road Test and Estimates

875 Market St., Kingston • 287-2243

Driveway inspection can save money, time

A free folder designed to help car owners keep their vehicles in good condition at minimal cost and time has been published by the Automotive Information Council (AIC).

Called "Give Your Car a Driveway Inspection," the folder lists inspections which should be made once a month, needing only a few minutes of time.

It covers items to be checked in the engine compartment and on the exterior of the car.

Reasons for neglect

The folder points out that today's greatly lengthened maintenance intervals cause some motorists to forget the proper inspection time and therefore many vehicles are being neglected. This is

compounded because so many are using self-service gasoline stations.

"The cars of today have unsurpassed reliability, which is another factor causing the motorist to overlook proper maintenance, but no mechanical product can go forever without care, especially one as complex as an automobile," the AIC folder says.

It states that a car has about 15,000 parts, some 5,000 of which are moving parts. "Without proper care, something is going to have premature failure."

Single copies are available without charge by sending a stamped self-addressed envelope to Automotive Information Council, 28333 Telegraph Rd., Southfield, MI 48034.

Taking the work out of car waxing

Thanks to new car wax technology, hard work is no longer needed to give automobiles a protective wax coating that also helps maintain their showroom finish.

The answer to labor-intensive polishes can be found in a new generation of liquid car wax designed to eliminate much of the effort required to wax a vehicle. The complete job from applying the wax to wiping it off can be performed in about the same time it normally takes to wash a car.

Traditionally, waxing a car is a time-consuming and tiring activity. Once you've spread the wax on the auto's surface, and waited the necessary time for the product to dry, you're faced with the tedious buffing step.

Unlike conventional products, easy-to-use waxes such as the newly introduced Rain Dance® Showroom Finish require no hard rubbing and buffing. Users need only spray the liquid on car exteriors and wipe the material off. This simple task helps protect your car's finish and its original beauty.

At a time when the cost to purchase a new car is reaching notable heights, use of effort-saving waxes may be the ticket to maintaining your car's appearance longer. Applying the wax produces an automotive surface that exhibits a uniform look, higher gloss and brighter color. All of this with virtually no work.

Used regularly, easy-to-use waxes protect like standard waxes according to Borden Inc., the manufacturer of Rain Dance car products.

Waxing adds life

The role of a car wax in maintaining a vehicle's appearance and life is well documented. Dirt, salt, exhaust fumes and pollutants all combine to dull a car's finish. These "stains" cannot be removed from surfaces with a simple washing. Regular waxing is recommended.


There is no set time schedule for waxing cars. The job really depends on a number of variables including the region of the country, weather factors and the condition of the paint finish. A premium car wax can add months of protection in a mild climate. But both severe weather and harsh driving conditions may attack and deteriorate a protective coating and thereby force more frequent applications.

Easy indicator

Perhaps the best way to determine whether your car should be waxed is by conducting a simple water beading test during a rain shower. If water cascades off the car in "sheets," it's time to consider using one of the premium easy-to-use products.

If, however, small, round, distinct water beads stand up on the finish, there is still a good layer of wax on your car. When these beads lose their prominent height, or disappear completely, it's time to re-wax.

But don't be alarmed. With easy-to-use products, waxing is a relatively simple activity that protects your automotive investment in addition to restoring a polished, showroom appearance to your car.



FAST AND EASY CAR WAXING is possible with the use of a new generation of effort-saving liquid waxes such as Rain Dance® Showroom Finish from Borden. The new waxes are designed to protect a car's exterior finish and maintain its high-polished appearance.

Don't forget: clean car's interior, too!

Don't neglect the interior when cleaning a car. Here are some tips from the Automotive Parts & Accessories Association:

- Thoroughly vacuum the carpeting. If there is a soiled spot, it may be removed with carpet cleaner. Make sure carpets are

dry before closing windows and doors.

- Wash bright metal parts with lukewarm water and a

mild soap. Rinse. Do not use metal polishes.

- Remove dust and loose dirt that accumulate on interior seat fabrics with a vacuum cleaner or whisk broom. Soils, stains and spots can usually be cleaned away with a good-quality fabric cleaner.
- Clean seat belts with a mild soap solution and lukewarm water. See that they are not frayed — and use them.

You get four important "R's" at Jack Williams!

You get the
RIGHT TIRES!
RIGHT QUALITY!
RIGHT PRICES!
RIGHT SERVICE!

We've been growing for 54 years because we like to do things "RIGHT!"

Every car has a friend at . . .

JACK WILLIAMS TIRE & AUTO SERVICE CENTERS

WILKES-BARRE
Route 315,
Wilkes-Barre/Scranton Hwy.
Phone: 829-1991

KINGSTON
S. Wyoming Avenue, Narrows
Phone: 283-0551

BERWICK
Front Street, Route 11
Phone: 759-0376

Open Daily 8 A.M. to 6 P.M. — Sat. 8 A.M. to 3 P.M.

I'M MAD!

I'm Frank Gibbs and I'm mad. Mad because I bought a car without Ziebart rustproofing. Oh, my car has a squirt here and a dab there, but it's not Ziebart and I just found out the difference. Only Ziebart rustproofing is applied in all the critical areas, areas that car dealers generally have neither the expertise nor equipment to reach.

I won't make the same mistake again, and I don't want you to.

No one. I repeat. No one stops rust like the pros at Ziebart and they really guarantee it.

Ask for it by name. Ziebart rustproofing.

Ziebart
APPEARANCE & PROTECTION SERVICES

CUSTOM TRIM

★ One Stop Trim Shop ★

"For The Finest In Auto Upholstery"

- Seat Covers
- Vinyl Tops
- Convertible Tops
- Custom Upholstery
- Sun Roofs
- Glass Tinting
- Auto Carpeting
- Body Side Moldings
- Stripes
- Truck Bed Covers
- Boat Tops

CUSTOM TRIM
1091 PITTSTON BY-PASS
PITTSTON, PA. 654-2929

WHO DOES THE MOST REASONABLE AUTO TRANSMISSION REPAIR?...

KITZMILLERS
"AND THEY'RE KNOWN TO BE OF LASTING QUALITY"

Oregon St. South Wilkes-Barre
825-5617

AUTO PARTS COMPLETE MACHINE SHOP

HOUSE OF A MILLION PARTS
SERVING THE PUBLIC OVER 50 YEARS

KLEIN AUTO PARTS

TUNKHANNOCK - 11 BRIDGE ST. 836-2143
WILKES-BARRE - 354 N. RIVER 823-3174
NANTICONE - 34 W. BROAD ST. 735-5300
PITTSTON - 126 S. MAIN ST. 654-4607

23 VEHICLES FOR FAST DELIVERY SERVICE

SERVICE PARTS FOR ALL CARS - TRUCKS & TRACTORS FOREIGN - DOMESTIC