



**1999 GMC SLE 2500 4x4**  
 Extended Cab, 350 Auto, PS, PB,  
 PW, PDL, Cruise, Tilt, Air, 8600  
 GVW, 3.73 Gear Limited Slip Diff.,  
 78,000 Mi., New Tires, Dark Blue  
**\$15,500**



**1998 GMC SLE 1500**  
 4x4, Extended Cab, 350 Auto, PS,  
 PB, PW, PDL, Cruise, Tilt, Air,  
 AM/FM CD, 87,000 Miles,  
 New Tires, Ex. Cond., Burgundy  
**\$13,500**

**A&J AUTO SALES**

798 E. Main St. Rt. 522 East, Ephrata, PA 17522  
 717-733-2873

**BURKHOLDER**  
 Manufacturing

329 N. Railroad Ave.  
 New Holland, PA 17557  
 Phone 717-355-2458  
 Fax 717-354-0343

**Utility Trailers**

Manufacturer of Open Utility Trailers  
 Lawn & Garden • Skid Loader Trailers • Flatbeds  
 Dealer for Shadowmaster Enclosed Trailers  
 Hitches • Brake Controllers • Trailer Parts




**80'x12' Hydraulic Dump by Cargo Express,**  
 12,000 lbs. GVW, Loading Ramps, 4 D-Ring,  
 Electric Brakes, Double Cylinders, Powder  
 Coated Paint ..... **\$4,860**



**7' wide x 14' long - Burkholder,**  
 3,000 lbs. G.V.W., 10" Wheels **\$1,475**



**7' wide x 16' long by Shadow Master,** 7000  
 lbs. GVW w/Electric Brakes, Torsion Axles -  
 72" ceiling height, Double Rear Door & Side  
 Door ..... **\$4,025**



**5x8 by Shadow Master,** 5' high - 2990 lbs.  
 G.V.W., Torsion Axle ..... **\$1,795**

**ROCK SPRINGS HARDWARE**

**ECONOLINE TRAILERS**

#1 Backhoe pro trailer in America




Available in 5-6 ton tilt w/Multi-Max  
 suspension. 27" deck height

**5.155'**



MP 1223DE 12 Ton BHP  
 With Multi-Max suspension

**5.555'**



**5.255'**

**6.777'**



Super Max 16 ton SP1623 DE

With Multi-Max suspension  
 \* Prices before freight & tax

1. 4 independent solid steel axles with machined spindles.
2. Patented axle alignment blocks for do-it-yourself alignment.
3. Twice the amount of bearing capacity as dual tandem
4. Increases width of brake pad on the drum surface
5. Multi-leaf spring placement allows travel over rough terrain without jeopardizing load stability.



**Closed Utility Trailers**  
 3,500# tandem axles, 24" crossmembers on  
 floor, 16" crossmembers on walls, 3/8" ply-  
 wood walls, 3/4" plywood floors, From 5'x8' to  
 8'x32', Many options to choose from.



**12' Skid Steer Trailer**  
 GVWR 9,000lb, 6" Channel frame, (2) 4000lb axles  
 w/electric brakes, breakaway kit, 12" oak loading deck,  
 78" between side rails, 60"x14" adjustable flip-up ramps



**Triple Crowns Dump Trailer**  
 6'x10', 6'x12', 7000 lb. GVW & 10,000 lb  
 GVW Powder Coated  
 6'x12', 12,000 lb. GVW, twin cylinders,  
 750x16 tires, 8 lug **\$4,695**




**18' Contractors Special**  
 12,000 lb GVWR, 6" channel frame,  
 two 6,000lb axles eight lug 750x16 Tires,  
 all wheel electric brakes with breakaway kit



**24' Tandem Dual Pintle Pull**  
 10" channel frame, (2) 10,000lb tandem  
 dual oil bath axles, all wheel electric brakes  
 with breakaway kit, 2" treated wood floor  
 (20' flat deck, 4' dovetail), stake  
 pockets and rub rails



**28' Tandem Dual Gooseneck**  
 25,500 GVWR, height of deck 35",  
 10" I-beam frame, 10,000lb. tandem dual  
 oil bath axles, all wheel electric brakes  
 with breakaway kit



**20' Hauler Tag-Along Deckover**  
 Trailer Weight: 3000lb, 10,000, 12,000 or 14,000 lb GVWR  
 avail., Height of deck 35", 8" I-beam frame, - all wheel  
 electric brakes w/breakaway kit, 2" treated wood floor, 16"  
 flat deck, 4' wood dovetail, stake pockets and rub rail



**24' Tandem Deckover Gooseneck**  
 12,000 or 14,000 lb GVWR avail., 8" I-beam  
 frame, two 7,000 lb eight lug EZ Lube axles,  
 all wheel electric brakes with breakaway kit



**16' Equipment Trailer**  
 GVWR 9000lb. 16' wood flat deck,  
 83" wide, 5" channel frame and channel  
 crosspieces, (2) 4,000lb axles with  
 brakes on both, stake pockets

**8% FINANCING AVAILABLE** with approved credit

**1320 Rock Springs, Rising Sun, MD**  
 1/2 Mile South of Lancaster County on Rt. 222; Open: Mon.-Sat. 8-6; Closed Sundays  
**410-658-5978 • 1-800-658-0288**

**LIGHT DUTY COMMERCIAL TRUCKS**

**'03 GMC SAVANA 2500 CARGO VAN**  
**\$18,595**

**'04 GMC SIERRA 1500 2WD PICK UP**  
**\$16,750**

**'04 GMC SIERRA 2500 HD PICK UP 4X4**  
**\$26,750**

**'03 GMC SAVANA PRO 3500 CARGO VAN**  
**\$20,995**

**'04 GMC 4500 10 FT. DUMP BODY I-PAC**  
**\$39,950**

**'04 GMC SIERRA 2500 HD EXT CAB WORK TRUCK PACKAGE**  
**\$30,995**

**0% FINANCING**

**2003 TRUCKS**

LOOKING FOR A GREAT PRE-OWNED TRUCK? WE'VE GOT IT!

**TONS OF VANS!**  
 Ready for immediate delivery!  
 1/2 ton • 3/4 ton • 1 ton  
 Regular & Extended Lengths

**610-363-7790**

WWW.COLEYPONTIACBUICK.COM  
 e-mail: JcoleyPBG@aol.com

Bob Kayes Commercial  
 Truck Sales and Leasing

**610-517-3428**  
 Direct Line

**421 W. LINCOLN HIGHWAY, EXTON**  
 (Route 30 - Across from Applebee's)

