


# WOODS

## BACKHOES



### Woods Ground Breakers™

- 6 1/2 FT., 7 FT. & 9 FT.
- 3 HOOK-UP OPTIONS
- Skidsteer • 3-Point Hitch
- Subframe

Quality, performance & versatility describe the Woods family of backhoes. Multi-function Control Valve design provides for a smooth operation. These backhoes are a proven leader in the agricultural & commercial industries. For more information, see your Woods dealer.


## THE MOST PRODUCTIVE LOADERS IN THEIR CLASS



Woods 1000 Series Loaders are designed with enough features, performance, and versatility to take the "work" out of just about every job. The Quick Attach Carrier System™ lets you go from a bucket to most Woods SkidTools™ or many other skid steer loader attachments, quickly and easily. Add in heavy-duty 4-Bar Linkage for faster material handling and a round back bucket for added strength and capacity and now you're talking productivity.

## REAR SCRAPER BLADES

Model RB750 & RB850



### Heavy Duty Rear Blades

1. 84 & 96 inch working widths
2. Reversible high carbon steel curved cutting edge
3. Manual angle, offset and tilt features (optional hydraulic adjustment)
4. Rated up to 100 HP (10,000 lb. max weight)

Choose from 5 models

## CHIPPER / SHREDDERS

### Model 9128 & 9142



- 9 inch chippers
- Hydraulic Feed
- Engine driven, trailer mounted - highway towable
- 4 Reversible tool steel blades

### Model 8000 & 8100


- 8 inch chippers
- Gravity feed or hydraulic feed

### Model 5000

- 5 inch gravity
- Feed, chipper shredder



## PUT A BAT IN YOUR BARN BATWING 3180 - SPINDLE MOWER



The Woods model 3180 is the toughest Batwing® mower we've ever built. A "clean deck" design that resists cut material build-up, innovative Intra-Drive™ gearboxes engineered and built by Woods, and the fastest blade speeds of any mower in its class. The 3180 Batwing® cuts through brush, up to three inches in diameter. A blade overlap of over six inches, and you have a mower that delivers a quality cut, without streaking. From its heavy-gauge deckplate to its heavy-duty drivelines, we build the 3180 to last. What's more, they come complete with a 36-month gearbox warranty.

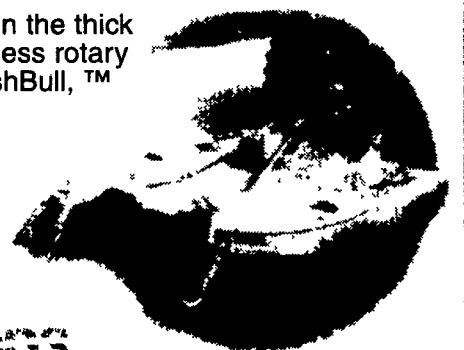
## WOODS BRUSHBULL CUTTERS

Got a tough application? Knee deep in the thick stuff? Then you need the most relentless rotary cutter on the market, the Woods BrushBull,™

**Standard Duty Series:**  
48, 60, 72 & 84 inches.

**Medium Duty Series:**  
60, 72 & 84 inches

**Heavy Duty Series:**  
60, 72 & 84 inches



## Products That Make A Winning Team...

# WOODS



**BELMONT FARM**  
Glyndon, MD  
410-833-9091

**B. EQUIP., INC.**  
Waynesboro, PA  
717-762-3193

**ECKROTH BROS. FARM EQUIP.**  
New Ringgold, PA  
570-943-2131

or  
Orefield, PA  
610-366-2095

**GRUMELLI'S FARM SERVICE**  
Quarryville, PA  
717-786-7318

**HINES EQUIPMENT**  
Cresson, PA  
814-886-4183  
or  
Bellwood, PA  
814-742-8171

**LAWN CARE EQUIPMENT CENTER**  
Martindale, PA  
717-445-4541

**M.M. WEAVER & SONS, INC**  
Leola, PA  
717-656-2321

**MARSHALL MACHINERY**  
Honesdale, PA  
570-729-7117

**MESSICK'S**  
Elizabethtown, PA  
717-367-1319  
or  
Abbottstown, PA  
717-259-6617

**MIFFLINBURG FARM SUPPLY, INC.**  
Mifflinburg, PA  
570-966-3114

**MORRIS INT'L., INC.**  
Everett, PA  
814-652-6101

**NICHOLS FARM EQUIP.**  
Bloomsburg, PA  
570-784-7731

**PIKEVILLE EQUIP. INC.**  
Oley, PA  
610-987-6277

**PIPERSVILLE GARDEN CENTER**  
Pipersville, PA  
215-766-0414

**READING KUBOTA**  
Rt. 61 North  
Reading, PA  
610-926-2441

**REIFF FARM SERVICE**  
Shippensburg, PA  
717-532-8601

**SMITH TRACTOR & EQUIPMENT**  
Washington, NJ  
908-689-7900

**TRACTOR PARTS CO.**  
Bloomsburg, PA  
570-784-0250

**WARREN COUNTY SERVICE CENTER**  
Blairstown, NJ  
908-362-6916

**WENGERS OF MYERSTOWN**  
Myerstown, PA  
717-866-2135

**WERTZ FARM & POWER EQUIPMENT**  
Glen Rock, PA  
717-235-0111

**YORK CO. FARM IND., INC.**  
Emigsville, PA  
717-764-6412

**ZIMMERMAN FARM SERVICE**  
Bethel, PA  
717-933-4114

# WOODS