

WOODS

BACKHOES



Woods Ground Breakers™

- 6 1/2 FT., 7 FT. & 9 FT.
- 3 HOOK-UP OPTIONS
- Skidsteer • 3-Point Hitch
- Subframe

Quality, performance & versatility describe the Woods family of backhoes. Multi-function Control Valve design provides for a smooth operation. These backhoes are a proven leader in the agricultural & commercial industries. For more information, see your Woods dealer.


THE MOST PRODUCTIVE LOADERS IN THEIR CLASS



Woods 1000 Series Loaders are designed with enough features, performance, and versatility to take the "work" out of just about every job. The Quick Attach Carrier System™ lets you go from a bucket to most Woods SkidTools™ or many other skid steer loader attachments, quickly and easily. Add in heavy-duty 4-Bar Linkage for faster material handling and a round back bucket for added strength and capacity and now you're talking productivity.

REAR SCRAPER BLADES

Model RB750 & RB850



Heavy Duty Rear Blades

1. 84 & 96 inch working widths
2. Reversible high carbon steel curved cutting edge
3. Manual angle, offset and tilt features (optional hydraulic adjustment)
4. Rated up to 100 HP (10,000 lb. max weight)

Choose from 5 models

CHIPPER / SHREDDERS

Model 9128 & 9142



- 9 inch chippers
- Hydraulic Feed
- Engine driven, trailer mounted - highway towable
- 4 Reversible tool steel blades

Model 8000 & 8100


- 8 inch chippers
- Gravity feed or hydraulic feed

Model 5000

- 5 inch gravity
- Feed, chipper shredder



PUT A BAT IN YOUR BARN BATWING 3180 - SPINDLE MOWER



The Woods model 3180 is the toughest Batwing® mower we've ever built. A "clean deck" design that resists cut material build-up, innovative Intra-Drive™ gearboxes engineered and built by Woods, and the fastest blade speeds of any mower in its class. The 3180 Batwing® cuts through brush, up to three inches in diameter. A blade overlap of over six inches, and you have a mower that delivers a quality cut, without streaking. From its heavy-gauge deckplate to its heavy-duty drivelines, we build the 3180 to last. What's more, they come complete with a 36-month gearbox warranty.

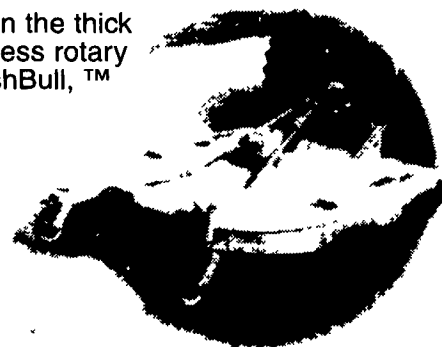
WOODS BRUSHBULL CUTTERS

Got a tough application? Knee deep in the thick stuff? Then you need the most relentless rotary cutter on the market, the Woods BrushBull,™

Standard Duty Series:
48, 60, 72 & 84 inches.

Medium Duty Series:
60, 72 & 84 inches

Heavy Duty Series:
60, 72 & 84 inches



Products That Make A Winning Team...

WOODS



BELMONT FARM
Glyndon, MD
410-833-9091

B. EQUIP., INC.
Waynesboro, PA
717-762-3193

ECKROTH BROS. FARM EQUIP.
New Ringgold, PA
570-943-2131

or
Orefield, Pa
610-366-2095

GRUMELLI'S FARM SERVICE
Quarryville, PA
717-786-7318

HINES EQUIPMENT
Cresson, PA
814-886-4183
or
Bellwood, PA
814-742-8171

LAWN CARE EQUIPMENT CENTER
Martindale, PA
717-445-4541

M.M. WEAVER & SONS, INC
Leola, PA
717-656-2321

MARSHALL MACHINERY
Honesdale, PA
570-729-7117

MESSICK'S
Elizabethtown, PA
717-367-1319
or
Abbottstown, PA
717-259-6617

MIFFLINBURG FARM SUPPLY, INC.
Mifflinburg, PA
570-966-3114

MORRIS INT'L., INC.
Everett, PA
814-652-6101

NICHOLS FARM EQUIP.
Bloomsburg, PA
570-784-7731

PIKEVILLE EQUIP. INC.
Oley, PA
610-987-6277

PIPERSVILLE GARDEN CENTER
Pipersville, PA
215-766-0414

READING KUBOTA
Rt. 61 North
Reading, PA
610-926-2441

REIFF FARM SERVICE
Shippensburg, PA
717-532-8601

SMITH TRACTOR & EQUIPMENT
Washington, NJ
908-689-7900

TRACTOR PARTS CO.
Bloomsburg, PA
570-784-0250

WARREN COUNTY SERVICE CENTER
Blairstown, NJ
908-362-6916

WENGERS OF MYERSTOWN
Myerstown, PA
717-866-2135

WERTZ FARM & POWER EQUIPMENT
Glen Rock, PA
717-235-0111

YORK CO. FARM IND., INC.
Emigsville, PA
717-764-6412

ZIMMERMAN FARM SERVICE
Bethel, PA
717-933-4114

WOODS