

Vintage Special Feeder Cattle Sale

Paradise, Pa.

October 13, 2003

Report Supplied by USDA

Receipts: 279. The Vintage Sales Stables held a special feeder cattle sale on Monday October the 13 that included several nice packages. The premier lots that were sold on Monday consisted of two sets of 850-900 lb black yearling steers that sold from 96.00-97.00. The overall supply consisted of some fairly nice quality cattle that came off of summer grass pasture. There was a fairly good crowd of local feeder producers on hand, which kept bidding moderately active.

FEEDER STEERS: Medium and Large 1: 500-600 lbs 94.00-104.00, mostly 101.00-104.00; 700-750 lbs 90.00-92.50; nice packages 850-900 lbs 96.00-97.00. Medium and Large 1-2: couple package 390-400 lbs 105.50-106.00; 400-500 lbs 97.00-106.00, bulk 97.00-98.00; couple packages 500-600 lbs 91.00; 650-700 lbs 95.00-98.50; package 800 lbs 85.50. Medium and Large 2: 500-5550 lbs 70.00, thinner 83.00. Large 1 fancy package 455 lbs 100.00; 815 lbs 85.50; couple 1015 lbs 72.50.

FEEDER HOLSTEIN STEERS: Large 2-3 package 510 lbs 66.00.

FEEDER HEIFERS: Medium and Large 1-2: 300-400 lbs 86.50-90.00; 400-450 lbs 89.00-90.00; package 650 lbs 78.00. Medium and Large 2: package 340 lbs 82.50; 600-700 lbs 73.50-78.50. Large 1: package 430 lbs 92.00. Large 1-2: package 570 lbs 77.50.

FEEDER BULLS: Medium and Large 1: fancy package 575 lbs 83.00; 600-650 lbs 73.50-78.50; 700-800 lbs 71.00-73.00.

Kentucky Feeder Cattle Sales

Lexington, Ky.

October 14, 2003

Report Supplied By USDA

BLUE GRASS STOCKYARDS Daily Auction: Actual Receipts: 3,002. Compared to Monday: Steer and heifer calves fully steady to 2.00 higher. Yearling steers firm, yearling heifers 2.00 to 4.00 higher than last week. Holsteins fully steady.

FEEDER STEERS: Medium and Large 1: 300-350 lbs 114.00-127.00 few to 135.00; 350-400 lbs 113.00-125.00 few to 129.00; 400-450 lbs 106.00-119.00, 450-500 lbs 102.00-115.00; 500-550 lbs 102.00-114.00;

550-600 lbs 100.00-108.00; 600-700 lb calves 96.00-102.00; 600-700 lb yearlings 102.00-113.00; 700-800 lbs 98.00-106.00; 800-900 lbs 98.00-107.00; 1000-1025 lbs 99.00-99.75. **HOLSTEINS:** Large 3: 3 head 380 lbs 84.00; 400-500 lbs 80.00-85.75; 500-600 lbs 80.50-88.40; 600-700 lbs 71.00-79.00; 800-900 lbs 75.00-77.25

BULL CALVES: Medium and Large 1: 300-400 lbs 106.00-125.00; 400-500 lbs 98.00-118.50; 500-600 lbs 92.00-105.00; 600-700 lbs 85.00-96.75; 700-800 lbs 82.00-88.75; 800-900 lbs 77.00-88.00; 900-1000 lbs 77.50-82.00.

FEEDER HEIFERS: Medium and Large 1: 300-400 lbs 99.00-113.50; 400-500 lbs 93.00-109.00; 500-600 lbs 88.00-102.00, 44 head (mostly blk-weaned) 530 lbs 109.50; 600-700 lbs 91.00-104.90; 700-800 lbs 88.00-100.80; 800-900 lbs 90.50-95.00; 900-1000 lbs 87.50-91.00; 1000-1210 lbs 78.00-86.00.

BABY CALVES: Beef 70.00-155.00.

Tennessee Feeder Cattle Sales

Nashville, Tenn.

October 15, 2003

Report Supplied By USDA

Tennessee Weighted Average Report for Tuesday 10/14/03 at Dickson, Huntingdon and Cookeville. Receipts: 2037 calves and feeders (20 pct over 600 lbs). Trend: Feeder steers and heifers 2.00 to 8.00 higher instances 12.00 higher under 500 lbs.

FEEDER STEERS: Medium and Large 1-2 48 head, 300 - 400 avg 354 lbs 109.00 - 131.00 avg 119.12; 93 head, 400 - 500 avg 460 lbs 95.00 - 118.00 avg 105.09; 81 head, 500 - 600 avg 538 lbs 90.00 - 107.00 avg 98.02. 48 head, 600 - 700 avg 655 lbs 88.00 - 100.00 avg 92.88; 13 head, 700 - 800 avg 753 lbs 86.50 - 101.00 avg 93.60; 7 head, 800 - 900 avg 828 lbs 90.00 - 99.50 avg 96.52. Medium and Large 3- 25 head, 300 - 400 avg 362 lbs 90.00 - 117.00 avg 99.51; 18 head, 400 - 500 avg 447 lbs 86.00 - 104.00 avg 93.54; 38 head, 500 - 600 avg 548 lbs 80.00 - 91.00 avg 85.07; 9 head, 600 - 700 avg 642 lbs 76.50 - 87.00 avg 82.50.

FEEDER HEIFERS: Medium and Large 1-2: 94 head, 300 - 400 avg 352 lbs 95.00 - 114.00 avg 106.37; 132 head, 400 - 500 avg 450 lbs 85.00 - 106.00 avg 95.78; 127 head, 500 - 600 avg 543 lbs 83.00 - 96.50 avg 91.50; 70 head, 600 - 700 avg 631 lbs 80.00 - 97.00 avg 88.59; 18 head, 700 - 800 avg 739 lbs 82.00 - 92.00 avg 87.77; 8 head, 800 - 900 avg 831 lbs 76.00 - 87.00 avg 83.68. Medium and Large 3: 19 head, 300 - 400 avg 371 lbs 80.00 - 99.00 avg 90.14; 44 head, 400 - 500 avg 460 lbs 79.50 - 99.00 avg 86.52; 28 head, 500 - 600 avg 543 lbs 75.00 - 87.00 avg 82.61, 9 head, 600 - 700 avg 625 lbs 75.00 - 85.00 avg 78.21.

FEEDER BULLS: Medium and Large 1-2. 12 head, 300 - 400 avg 365 lbs 111.00 - 121.00 avg 116.14; 89 head, 400 - 500 avg 448 lbs 89.00 - 114.00 avg 101.46; 87 head, 500 - 600 avg 551 lbs 85.00 - 102.00 avg 91.37, 48 head, 600 - 700 avg 636 lbs 78.00 - 93.50 avg 88.27; 18 head, 700 - 800 avg 736 lbs 80.00 - 90.00 avg 85.68, 6 head, 800 - 900 avg 830 lbs 80.00 - 87.00 avg 82.75

Oklahoma Feeder Cattle Weekly

Oklahoma City, OK

October 15, 2003

Report Supplied By USDA

OKLAHOMA NATIONAL STOCKYARDS, Weekly Cattle Summary - Compared to last week: Feeder steers and heifers 3 00-4 00 higher Demand very good for feeder cattle Steer calves 2.00-6.00 higher and heifer calves 3 00-7.00 higher. Demand very good for all calves, best for those under 500 lbs which are best suited for early wheat pasture. Large supply of calves and these average to attractive in quality. Slaughter cattle trade opened early Monday morning in the south plains some 14 00 higher than last week's bulk sales at 105.00-110.00 live basis. Boxed beef values advanced another 8.00-12.00 Monday, and 28.00 higher than Friday six days ago. Cattle futures locked limit up Monday morning, but Oct slaughter futures well below the current cash market.

Receipts this week 12,065; last week 11,516; last year 11,564. Supply consisted of 36% yearlings and calves over 600 lbs; 56% calves; 8% cows and bulls. Heifers comprised 44% of feeder & calf supply

Prices follow with weighted average weight and price in parenthesis.

FEEDER STEERS: Medium and Large 1: CALVES: 300-400 lbs (350 lbs) 133.50-138.00 (137.97); 400-500 lbs (450 lbs) 111.00-130.50 (121.27); 500-600 lbs (550 lbs) 102.50-115.00 (109.90); 600-700 lbs (650 lbs) 97.00 - 110.25 (104.00); 700-750 lb calves (721 lbs) 96.75-109.00 (103.85). **YEARLINGS:** 550-600 lb thin (570 lbs) 112.00-112.50 (112.20), 600-700 lbs (650 lbs) 106.00-112.75 (100.99), 700-800 lbs (750 lbs) 106.00-111.00 (108.69), 800-900 lbs (850 lbs) 102.50-105.00 (103.63), 1025 lbs 101.00.

FEEDER HEIFERS: Medium and Large 1 CALVES 300-400 lbs (350 lbs) 113.50-121.00 (117.51), 400-450 lbs (421 lbs) 104.50-118.00 (111.88), 450-500 lbs (475 lbs) 97.00-111.50 (104.97), 500-600 lbs (550 lbs) 95.00 - 106.25 (99.36); 600-700 lbs (650 lbs) 95.00-101.00 (97.65). **YEARLINGS** 500-600 lbs (550 lbs) 103.50-107.00 (105.70); 600-700 lbs (650 lbs) 100.00-107.25 (104.85), few 700-800 lbs (750 lbs) 96.25-105.00 (102.40); few 845-875 lbs (851 lbs) 92.00-98.00 (93.69)

2615L ROTARY CUTTER

Bush Hog's 2615 Legend Flex-Wing Rotary Cutter is the clear choice for maintaining pastures and rights-of-way. With a big 15-foot cutting width and wings that flex from 90° up to 22° down. Cutting height is from 2 to 14 inches.




BUSH HOG

Perfect Loader for Farm and Industrial Jobs.

Whether you're a landscape contractor considering a loader for your jobsite or a farmer interested in grading, feedlot work or snow removal, the Bush Hog Series M646 Loader is an ideal choice.

It's rated for 70-110 pto HP tractors, 2 and 4-wheel drive. Maximum lift height 153 inches and lift capacity of 4,950 lbs.

The low profile design is of the many features of this mid-mount loader.



BUSH HOG

3 CUTTERS FOR ALMOST ANY JOB.

The Bush Hog 3200 Series Rotary Cutters are your best choice for the widest range of mowing requirements. These rugged cutters are provided in 9, 10-1/2 and 14-foot widths and with a selection of lift, pull or semi-mount hitch.



BUSH HOG


Building the Legend.

SEE YOUR LOCAL BUSH HOG DEALER

Bush Hog 2720 Flex-Wing for medium duty cutting

Available in a choice of six models with 540 or 1000 rpm gearboxes.

The 2720 is designed for medium duty mowing. Deck construction is box-sectioned 10 gauge steel and 1/4 x 10-1/2 inch side bands. Spring shock absorption at each axle arm. Three multiple-plate slip clutches, 20-foot cutting width, recommended for 90 PTO hp tractors.



BUSH HOG

ABC GROFF
New Holland, PA 717-354-4191

CANNS-BILCO DIST.
Alburtis, Pa 610-966-3733

CHAMBERSBURG FARM SERVICE
Chambersburg, Pa 717-264-3533

CHARLES S. SNYDER, INC.
Tamaqua, PA 570-386-5945

ERB & HENRY EQUIP., INC.
New Berlinville, PA 610-367-2169

FARMERS EQUIPMENT & SUPPLY, INC.
Airville, PA 717-862-3967

FIELD'S IMPLEMENT STORE
Eighty Four, PA 724-222-1154

LEBANON VALLEY IMPLEMENT
Richland, PA 717-866-7518

MESSICK FARM EQUIPMENT CO.
Abbottstown, PA 717-259-8617

LESLIE G. FOGG, INC.
Bridgeton, NJ 856-451-2727

MILLER EQUIPMENT CO.
Bechtelsville, PA 610-845-2911

NORTH-EAST DISTRIBUTORS & EQUIP.
West Clifford, PA 570-222-9020

PEACH COUNTRY FORD TRACTOR
Richwood, NJ 856-589-3953

RODIO TRACTOR SALES
Hammonton, NJ 609-561-0141

ROVENDALE AG & BARN EQ
Watsonville, PA 570-538-9564

SALTZGIVER TRACTOR REPAIR
Hanover, PA 717-632-9119

SCHUEFFEL EQUIPMENT CO.
Somerset, PA 814-445-6500

STANLEY'S FARM SERVICE
Klittingerstown, PA 570-648-2088

STOLTZFUS FARM SERVICE
Cochranville, PA 610-593-2407

TAYLOR EQUIPMENT CO.
Westminster, MD 410-848-4474
Taneytown, MD 410-751-1500

UMBERGER'S OF FONTANA
Lebanon, PA 717-867-5161

Weekly Meat Production Under Federal Inspection

WASHINGTON, D.C., Oct. 10- (USDA-NASS) - Total red meat production under federal inspection for the week ending Saturday, Oct. 11, was estimated at 8887.6 million lbs, according to the USDA's Agricultural Marketing Service. This was 0.6 percent lower than a week ago and 6.3 percent lower than a year ago. Cumulative meat production for the year to date was 0.6 percent lower compared to the previous year.

Week Ending (1)	Beef	Calf/Veal	Pork (2)	Lamb/Mutton	Totals (3)
11-Oct-03	474.3	3.5	406.2	3.6	887.6
04-Oct-03	486.0	3.3	400.0	3.7	893.0
Change:	-2.4%	6.1%	1.6%	-2.7%	-0.6%
12-Oct-02	546.1	3.8	393.1	4.1	947.1
Change:	-13.1%	-7.9%	3.3%	-12.2%	-6.3%
2003 YTD:	20,819.4	142.4	14,936.0	146.8	36,044.6
2002 YTD:	21,015.7	144.5	14,936.2	161.9	36,258.3
Change:	-0.9%	-1.4%	-0.0%	-9.4%	-0.6%

1- Previous week estimates may be revised. Year ago data are actuals
2- Excludes lard.
3- Totals may not add due to rounding. 2003 totals are subject to revision

LIVESTOCK SLAUGHTER (head)

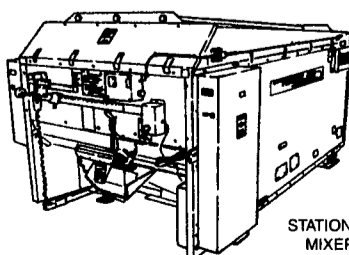
Week Ending	Cattle	Calves/Vealers	Hogs	Sheep/Lambs
11-Oct-03	640,000	19,000	2,081,000	54,000
04-Oct-03	653,000	18,000	2,049,000	56,000
Change:	-2.0%	5.6%	1.6%	-3.6%
12-Oct-02	706,000	20,000	2,020,000	63,000
Change:	-9.3%	-5.0%	3.0%	-14.3%
2003 YTD:	27,894,000	767,000	75,673,000	2,192,000
2002 YTD:	27,649,000	773,000	76,167,000	2,403,000
Change:	0.9%	-0.8%	-0.6%	-8.8%

AVERAGE WEIGHTS (lbs.)

Week Ending:	LIVE:	Cattle	Calves/Vealers	Hogs	Sheep/Lamb
11-Oct-03	Estimate	1229	305	264	134
04-Oct-03	Estimate	1230	306	263	133
12-Oct-02	Actual	1274	313	264	132
DRESSED:					
11-Oct-03	Estimate	745	189	196	68
04-Oct-03	Estimate	748	189	196	67
12 Oct-02	Actual	778	193	196	66

PERCENTAGE OF TOTAL SLAUGHTERED BY CLASS

Wk. Ending	CATTLE				HOGS		
	Steers	Heifers	Cows	Bulls/Stags	Barrows/Gilts	Sows	Boars/Stags
27-Aug-03	47.5%	32.6%	18.1%	1.9%	96.5%	3.2%	0.3%
28-Aug-02	49.9%	31.9%	16.4%	1.7%	96.5%	3.2%	0.2%



Models from 55 to 490 cu. ft. mixing capacity ...

- PROVEN RUGGED
- PROVEN EFFICIENT
- PROVEN ECONOMICAL

Building T.M.R. Mixers Since 1981

NEW

Some Models, Cut and Mix Hay

RISSLER
- MIXERS & FEEDERS

800-436-5623
717-484-0551