

Ten Years — A Look At Corn Numbers

PA - Corn, All Planted Acres and Harvested for Grain, 1992 and 2002
(the balance is mostly harvested for silage but some abandoned acres may be included too)


SORTED by (2002 - 1992) Acres Planted

Rank	County/District	1992 Planted	1992 Harvested	1992 Yield	1992 Production	2002 Planted	2002 Harvested	2002 Yield	2002 Production	Yield Unit	Prod Unit	2002-1992 Harv Acres
1	Northumberland	32900	30000	115	3450000	41900	35800	66.5	2379900	BU	BU	9000
2	Lancaster	166000	103900	141	14649900	174600	71000	73.3	5207400	BU	BU	8600
3	Blair	19900	10600	118	1250800	27300	4800	71.1	341500	BU	BU	7400
4	Lebanon	38600	26500	139	3683500	45500	24200	70.5	1707100	BU	BU	6900
5	Lehigh	28900	28100	130	3653000	35600	32100	54.7	1755100	BU	BU	6700
6	Franklin	67200	43100	120	5172000	73600	31900	76.2	2431900	BU	BU	6400
7	York	21300	14100	107	1508700	26900	20200	66.1	1335600	BU	BU	5600
8	York	78300	66800	113	7548400	83200	68900	77.7	5352700	BU	BU	4900
9	Bucks	17700	15100	117	1766700	22300	18600	72.9	1356300	BU	BU	4600
10	Mercer	30400	23100	103	2379300	34800	25800	65.6	1693400	BU	BU	4400
11	Adams	28600	21900	107	2343300	32100	26600	75	1994100	BU	BU	3500
12	Armstrong	14000	11400	107	1219800	17100	11100	68.6	761000	BU	BU	3100
13	Bedford	30500	17300	123	2127900	33300	11300	76.1	860000	BU	BU	2800
14	Cambria	9000	6100	100	610000	11800	8800	66.9	588800	BU	BU	2800
15	Crawford	29200	20800	106	2204800	31900	20000	64.9	1297100	BU	BU	2700
16	Juniata	16500	11300	113	1276900	19000	12400	67.5	836700	BU	BU	2500
17	Northampton	36000	32900	133	4375700	38100	33200	54.8	1820200	BU	BU	2100
18	Perry	21000	16200	116	1879200	23000	15900	67	1064600	BU	BU	2000
19	Jefferson	8000	5100	96	489600	9700	5200	71	369000	BU	BU	1700
20	Schuylkill	20100	17500	113	1977500	21500	16600	58.6	972500	BU	BU	1400
21	Snyder	21700	16500	116	1914000	23000	17200	67.1	1154100	BU	BU	1300
22	Chester	49300	38700	136	5263200	50400	32400	72.7	2357000	BU	BU	1100
23	Columbia	22700	20300	122	2476600	23700	20100	66.3	1332200	BU	BU	1000
24	Huntingdon	21800	13200	113	1491600	22700	9500	71.1	675700	BU	BU	900
25	Wyoming	7100	3400	104	353600	8000	1300	71.5	92900	BU	BU	900
26	Carbon	2700	2300	92	211600	3600	2800	57	159600	BU	BU	900
27	Mifflin	19000	12200	115	1403000	19800	13300	70.4	936800	BU	BU	800
28	Fulton	9600	5900	108	637200	10400	2900	73.6	213300	BU	BU	800
29	Union	18800	14700	119	1749300	19500	14600	62.6	914600	BU	BU	700
30	Venango	5100	3600	93	334800	5600	3900	67	261300	BU	BU	500
31	Warren	4800	1000	86	86000	5200	3200	66.4	212500	BU	BU	400
32	Sullivan	2800	800	102	81600	3200	1100	49.5	54400	BU	BU	400
33	Forest	200	100	115	11500	600	400	70.3	28100	BU	BU	400
34	Luzerne	8200	6400	98	627200	8500	6500	56.7	368800	BU	BU	300
35	McKean	1100	100	110	11000	1400	300	46.7	14000	BU	BU	300
36	Lawrence	20600	17200	121	2081200	20800	15400	71.4	1099900	BU	BU	200
37	Monroe	3500	3100	105	325500	3700	3300	56.8	187500	BU	BU	200
38	Elk	1100	400	96	38400	1100	300	61.3	18400	BU	BU	0

PA - Corn, All Planted Acres and Harvested for Grain, 1992 and 2002
(the balance is mostly harvested for silage but some abandoned acres may be included too)

SORTED by (2002 - 1992) Acres Planted


Rank	County/District	1992 Planted	1992 Harvested	1992 Yield	1992 Production	2002 Planted	2002 Harvested	2002 Yield	2002 Production	Yield Unit	Prod Unit	2002-1992 Harv Acres
39	Montgomery	10300	8500	104	884000	10200	6700	73	489000	BU	BU	-100
40	Lackawanna	2300	1400	115	161000	2200	200	67	13400	BU	BU	-100
41	Fayette	10800	8200	117	959400	10600	7200	59.4	427700	BU	BU	-200
42	Tioga	16300	5400	117	631800	16000	3300	56.1	185200	BU	BU	-300
43	Greene	1800	1200	104	124800	1500	700	68.9	48200	BU	BU	-300
44	Cumberland	41800	28600	117	3346200	41400	17900	72.3	1293300	BU	BU	-400
45	Clearfield	6000	4400	97	426800	5600	2900	68.6	198900	BU	BU	-400
46	Montour	9800	8600	118	1014800	9300	7600	67.6	513700	BU	BU	-500
47	Allegheny	1800	1500	114	171000	1200	700	68.9	48200	BU	BU	-600
48	Centre	31100	23500	117	2749500	30200	21400	65.6	1404900	BU	BU	-900
49	Westmoreland	22100	17500	122	2135000	21200	13700	58.5	801900	BU	BU	-900
50	Clanon	10900	7300	108	788400	9900	6200	67.7	419600	BU	BU	-1000
51	Beaver	6800	5400	119	642600	5800	3700	67.2	248800	BU	BU	-1000
52	Potter	6600	1900	93	176700	5600	1400	58.3	81600	BU	BU	-1000
53	Bradford	33700	13100	120	1572000	32500	8000	60	480100	BU	BU	-1200
54	Lycoming	27600	22500	117	2632500	26400	18600	54.6	1016000	BU	BU	-1200
55	Clinton	10800	8000	115	920000	9600	5400	56.6	305900	BU	BU	-1200
56	Wayne	4900	1500	112	168000	3600	300	69	20700	BU	BU	-1300
57	Butler	18200	14400	115	1656000	16700	12000	68	815800	BU	BU	-1500
58	Berks	71700	57300	127	7277100	69800	39700	71.7	2846200	BU	BU	-1900
59	Susquehanna	9900	2200	111	244200	7700	700	77.1	54000	BU	BU	-2200
60	Somerset	29400	17800	111	1975800	27000	12200	65	793400	BU	BU	-2400
61	Dauphin	22200	17500	112	1960000	19700	15200	66.1	1004200	BU	BU	-2500
62	Indiana	25000	20300	118	2395400	22000	15400	69.1	1064900	BU	BU	-3000
63	Washington	14000	10300	109	1122700	9000	5500	62.7	344600	BU	BU	-5000
1	D50 Central	272400	205100	115.3	23652500	296500	199500	66.9	13346600	BU	BU	24100
2	D90 Southeastern	353600	250000	134.1	33524400	373500	193000	72.5	13992500	BU	BU	19900
3	D80 South Central	256000	183600	115.3	21175000	274000	159500	76.1	12145300	BU	BU	18000
4	D10 Northwestern	91000	62700	104.1	6525100	105000	73500	65.7	4828000	BU	BU	14000
5	D60 East Central	99400	90300	123.7	11170500	111000	94500	55.7	5283700	BU	BU	11600
6	D40 West Central	103500	81100	114.3	9273000	102000	69000	69.3	4779000	BU	BU	-1500
7	D30 Northeastern	24200	8500	109	926800	21500	2500	72.4	181000	BU	BU	-2700
8	D20 North Central	100000	52200	116.2	6064000	96000	38500	56.1	2159900	BU	BU	-4000
9	D70 Southwestern	79900	56500	114.8	6488700	70500	40000	61.6	2464000	BU	BU	-9400
	State Total	1380900	990000	120	118800000	1450000	870000	68	59160000	BU	BU	70000




Experience the Difference!

We offer Brock's line of grain storage and conditioning products because we believe in selling only the best! We also believe in backing those products with fast, reliable, knowledgeable service.


Providing user-friendly, dependable storage, Brock's products are different by design in a number of ways. Experience the difference. Contact us now to learn why Brock is the right choice for long-term value.



BROCK
GRAIN & FEED SYSTEMS



CTB
Dedicated to
PRODUCT
EXCELLENCE



TAM SYSTEMS, INC.
1248 South Mountain Road
Dillsburg, PA 17019
(717) 432-9738 • Fax (717) 432-8389
www.tamsystemsinc.com

Dairy, Poultry & Swine Equipment

Farmer Boy Ag Supply

Walk-in • Catalog • Web Sales - www.farmerboyag.com • Call 1-800-845-3374 or Email for a FREE Catalog

Bulk Feed Bins with Flex-Flo™ Feed Systems

A Division of **EBI**

A-P's bulk feed tanks and Flex-Flo™ Systems perfectly illustrate the attention to detail that quality demands and provides the Dairy, Hog and Poultry farmers with the finest storage and feeding equipment available.

Call & ask for a free price quote on set-up & assembly of a feed bin delivered to your farm



Bin

- Agitators
- Motivators
- and
- Chore-Time Shaker Plates Available

See us For All Your DAIRY - POULTRY - SWINE Remodeling & Equipment/Installation Needs

WESTFIELD Utility Augers



For Permanent or Semi-Permanent Auger Installations

- At your grain bins or bulk tanks
- In drying set-ups
- Around the dairy barn
- At feedmills or elevators
- In feedlots
- Shielded intake assembly bolts to basic drive section or extension
- Portable 4" auger, adjustable motor mount, shielded single "A" belt and pulley, and pre-lubricated top end bearing

FULLY STOCKED WAREHOUSE

1-800-845-3374

SAME DAY SHIPPING

UPS - Motor Freight

Ask about **INSTALLATION & 24 HOUR SERVICE** after the sale.

FARMER BOY AG Supply

WHOLESALE AGRICULTURAL SUPPLIES

Same day shipping on in-stock items

1-800-845-3374 • 717-866-7565

410 East Lincoln Ave., Myerstown, PA 17067 • Hours: Mon. - Fri. - 6:30 - 5:30 • Sat. - 7:30 - noon





www.farmerboyag.com