


BLUE RIDGE REPAIR
 Diesel Engine, Forestry &
 Construction Parts & Service
 On Site Service
 * New JD Engines *
Nelson Horst
 128 Shady Rd., Newburg, PA 17240
717-423-6924

SAVE\$\$\$ Dismantling & selling bakery feed building & equip in DELMARVA
60,000 sq. ft. Steel buildings 80'x100'x16' & 140'x400x20' (6) 48' & 53' van trailers, (2) knight mixers, (2) overhead cranes, (3) fork lifts, man lift, (3) hammer mills, pulverizer, 5x12' trommel screen, Belt-O-Matic dryer & cooler with air system, Holt Vertical mash dryer system, 6" & 14" U trough augers, plastic dry totes w/lids
SUNAGRI 717/926-1687 Lebanon, PA terryweaver@sunagri.com

Forklift - 97 Big Joe mdl. PDM-30-154, 3,000 lb., lift height 154", elec. - 110 v., self contained battery charger, \$2,500.
717-432-3235



JLG 35S Lift
 7'x14' Platform, 2000lb Lift, 35' Working Height
 Current Annual Looks Good and Runs Well
\$3,450 or Make Offer
717/677-8851

Celebrating Our 20th Year 1983-2003

JERRE MARTIN REPAIR

391 N. Farmersville Rd., Ephrata, PA 17522
 (Just minutes off RT 222)

717-859-3283 Toll Free 877-317-5348


Celebrating Our 20th Year 1983-2003



'88 Cat D5H, 6-Way Blade
\$34,000



Flat Allis FL5 Crawler Loader, 4N1 Bkt., Rebuilt Eng. **\$13,500**



'97 Hamm 2420, 84" Drum Drive
\$29,000



'93 Cat 320N Excavator, 8.5' Transport Width, Quick Coupler
\$42,000




'91 Cat 963 Crawler Loader, Like New U/C **\$40,000**



Komatsu D21S Crawler Loader (Late Model) **\$13,000**



JD 350 crawler loader, new tracks, good cond. **\$7,000**



IR SD100D Roller **\$32,000**



JD 570A, Excellent **\$16,200**



'99 JCB 8015 mini-excavator, like new **\$11,500**



MF 165 Multi-Power w/Loader
\$55,000



'82 Cat 943 Crawler/Loader, Rebuilt Eng., New Undercarriage
\$25,000




Flat Allis Flyc Loader
\$13,500




JD 544 Loader **\$12,500**



DJB D25 Articulated Dump Truck
\$29,000



Lull 1044, 10,000 Lb., 42Ft. w/Outriggers, JD Dsl.
\$23,500



'97 Cat 963B, New UC, New Paint
\$75,000




Case 1155D Crawler Loader, Good Cond.,
\$16,500



'94 Lull 1044, 42' Reach, 10,000 lb. w/Out Rigger **\$25,000**




99 JD 455G (Choice of 2)
\$28,000



'94 Lull 844B, 8000 lb., 36' Reach **\$22,000**




'97 Komatsu PC130 Excavator
\$32,000



Bobcat 231 Excavator, Good Cond. **\$12,500**




Case 450, 6-Way Blade, New U/C **\$12,000**




JD 644B Wheel Loader, 4N1 Bkt. **\$14,500**




2000 Komatsu PC45R utility excavator, plumbed **\$23,500**



Lull 644, Perkins dsl **\$15,750**



Cat 977L crawler loader **\$13,500**



'97 Traverslift 6035 w/JD dsl **\$23,000**

Sales
Service
Rental Repairs

WE ARE BUYERS FOR LATE MODEL CONSTRUCTION EQUIPMENT NEEDING REPAIRS

Road Service Available Now, Custom Repairs On All Makes Construction Equipment

'99 Cat 226 skid loader **\$15,000**
 '97 Hamm 2420 roller, 84" drum drive **\$29,000**