



Toyota Forklifts
5000 lb, LP Gas, 80" Lift, Good Cond.
\$3,500/OBO
717/532-6367




John Deere JD510 Backhoe • \$8,000
Heavy Equipment Loader Parts
Rt. 22 Grantville, PA
(717) 469-0039 help10070.com


1998 NH LX985
skid loader,
1590 hrs., 2 spd.,
new rubber,
bucket & pallet
forks, ex. cond.
\$14,900
814-443-6228

J D EQUIPMENT
Pennsburg, PA 18073 • 215-679-5958
New Thomas Skid Steer Loaders
IH reaper, wheel driven \$250
Special: Thomas 255,
2 speed \$1,000/CASH BACK
New Thomas Mini-Skid Steers 0%
(3) Wheel Loaders \$3,800 to \$6,500
Repairs • Sales • Service www.jdequip.com


JERRE MARTIN REPAIR
391 N. Farmersville Rd., Ephrata, PA 17522
(Just minutes off RT 222)
717-859-3283 Toll Free 877-317-5348



'88 Cat D5H, 6-Way Blade
\$34,000



Fiat Allis FL9 Crawler Loader,
4N1 Bkt., Rebuilt Eng. **\$13,500**




'97 Hamm 2420, 84" Drum Drive
\$29,000




'93 Cat 320N Excavator,
8.5' Transport Width, Quick Coupler
\$42,000




'91 Cat 963 Crawler Loader,
Like New U/C **\$40,000**




Komatsu D21S Crawler Loader
(Late Model) **\$13,000**



JD 350 crawler loader, new tracks,
good cond. **\$7,000**




IR SD100D Roller **\$32,000**



JD 570A, Excellent **\$16,200**




'99 JCB 8015 mini-excavator,
like new **\$11,500**




MF 165 Multi-Power w/Loader
\$55,000



'82 Cat 943 Crawler/Loader, Rebuilt
Eng., New Undercarriage
\$25,000




Kubota L2250 w/LA450 loader,
60" mid-mount finish mower, 4x4
\$10,500



JD 544 Loader **\$12,500**



DJB D25 Articulated Dump Truck
\$29,000




Lull 1044, 10,000 Lb.,
42Ft. w/Outriggers, JD Dsl.
\$23,500




'97 Cat 963B, New UC, New Paint
\$75,000



Case 1155D Crawler Loader,
Good Cond.,
\$16,500




'94 Lull 1044, 42' Reach, 10,000 lb.
w/Out Rigger **\$25,000**



Case 855D Crawler Loader, Ex.
Cond. **\$18,000**




'94 Lull 844B, 8000 lb.,
36' Reach **\$22,000**



JCB 214 Series II, 4x4,
extend-a-hoe, 4300 hrs,
\$25,000




Cat 955L crawler loader,
ex. cond **\$19,000**




Case 450, 6-Way Blade, New U/C
\$12,000




JD 544C wheel loader
\$19,000




2000 Komatsu PC45R utility
excavator, plumbed **\$23,500**




Lull 644, Perkins dsl **\$15,750**



Cat 977L crawler loader **\$13,500**



'97 Traverslift 6035 w/JD dsl **\$23,000**



'99 Cat 226 skid
loader **\$15,000**
'97 Hamm 2420 roller, 84"
drum drive **\$29,000**

• Sales
• Service
• Rental Repairs

**WE ARE BUYERS FOR LATE MODEL
CONSTRUCTION EQUIPMENT NEEDING REPAIRS**
**Road Service Available Now, Custom Repairs
On All Makes Construction Equipment**

'99 Cat 226 skid
loader **\$15,000**
'97 Hamm 2420 roller, 84"
drum drive **\$29,000**