

WOODS


BACKHOES



**Woods
Ground Breakers™**
6 1/2 FT., 7 FT. & 9 FT.
3 HOOK-UP OPTIONS
Skidsteer • 3-Point Hitch
• Subframe

Quality, performance & versatility describe the Woods family of backhoes. Multi-function Control Valve design provides for a smooth operation. These backhoes are a proven leader in the agricultural & commercial industries. For more information, see your Woods dealer.


THE MOST PRODUCTIVE LOADERS IN THEIR CLASS



Woods 1000 Series Loaders are designed with enough features, performance, and versatility to take the "work" out of just about every job. The Quick Attach Carrier System™ lets you go from a bucket to most Woods SkidTools™ or many other skid steer loader attachments, quickly and easily. Add in heavy-duty 4-Bar Linkage for faster material handling and a round back bucket for added strength and capacity and now you're talking productivity.

REAR SCRAPER BLADES


Model RB750 & RB850



**Heavy Duty Rear
Blades**

1. 84 & 96 inch working widths
2. Reversible high carbon steel curved cutting edge
3. Manual angle, offset and tilt features (optional hydraulic adjustment)
4. Rated up to 100 HP (10,000 lb. max weight)


SUPER TURF RENOVATOR



Shown with optional seed box

1. 48, 60 & 72 inch working width
2. Replaceable 1 1/2 inch high carbon steel roller pins.
3. Available with optional seed box.
4. Completely assembled - No set up time.

PUT A BAT IN YOUR BARN BATWING 3180 - SPINDLE MOWER



The Woods model 3180 is the toughest Batwing® mower we've ever built. A "clean deck" design that resists cut material build-up, innovative Intra-Drive™ gearboxes engineered and built by Woods, and the fastest blade speeds of any mower in its class. The 3180 Batwing® cuts through brush, up to three inches in diameter. A blade overlap of over six inches, and you have a mower that delivers a quality cut, without streaking. From its heavy-gauge deckplate to its heavy-duty drivelines, we build the 3180 to last. What's more, they come complete with a 36-month gearbox warranty.

WOODS BRUSHBULL CUTTERS

Got a tough application? Knee deep in the thick stuff? Then you need the most relentless rotary cutter on the market, the Woods BrushBull,™

Standard Duty Series:
48, 60, 72 & 84 inches.

Medium Duty Series:
60, 72 & 84 inches

Heavy Duty Series:
60, 72 & 84 inches



Products That Make A Winning Team...

WOODS



BELMONT FARM
Glyndon, MD
410-833-9091

B. EQUIP., INC.
Waynesboro, PA
717-762-3193

**ECKROTH BROS.
FARM EQUIP.**
New Ringgold, PA
570-943-2131
or
Orefield, Pa
610-366-2095

**GRUMELLI'S FARM
SERVICE**
Quarryville, PA
717-786-7318

HINES EQUIPMENT
Cresson, PA
814-886-4183
or
Bellwood, PA
814-742-8171

**LAWN CARE
EQUIPMENT
CENTER**
Martindale, PA
717-445-4541

M.M. WEAVER & SONS, INC
Leola, PA
717-656-2321

**MARSHALL
MACHINERY**
Honesdale, PA
570-729-7147

MESSICK'S
Elizabethtown, PA
717-367-1319
or
Abbottstown, PA
717-259-6617

**MIFFLINBURG FARM
SUPPLY, INC.**
Mifflinburg, PA
570-966-3114

MORRIS INT'L., INC.
Everett, PA
814-652-6101

**NICHOLS FARM
EQUIP.**
Bloomsburg, PA
570-784-7731

**PIKEVILLE
EQUIP. INC.**
Oley, PA
610-987-6277

**PIPERSVILLE
GARDEN CENTER**
Pipersville, PA
215-766-0414

**READING
KUBOTA**
Rt. 61 North
Reading, PA
610-926-2441

**REIFF FARM
SERVICE**
Shippensburg, PA
717-532-8601

**SMITH TRACTOR
& EQUIPMENT**
Washington, NJ
908-689-7900

**TRACTOR PARTS
CO.**
Bloomsburg, PA
570-784-0250

**WARREN COUNTY
SERVICE CENTER**
Blairstown, NJ
908-362-6916

**WENGERS OF
MYERSTOWN**
Myerstown, PA
717-866-2135

**WERTZ FARM &
POWER EQUIPMENT**
Glen Rock, PA
717-235-0111

**YORK CO. FARM
IND., INC.**
Emigsville, PA
717-764-6412

**ZIMMERMAN FARM
SERVICE**
Bethel, PA
717-933-4114