

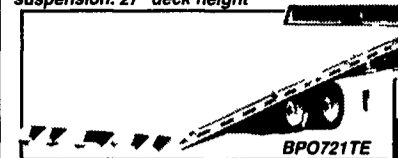
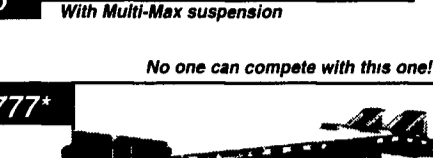


# ROCK SPRINGS HARDWARE




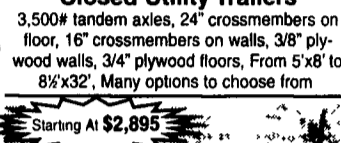
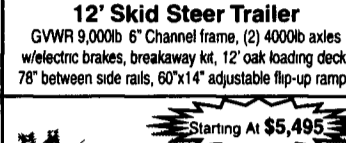
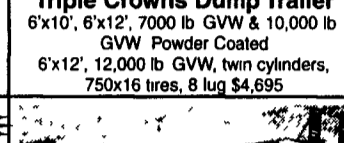
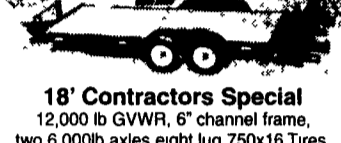
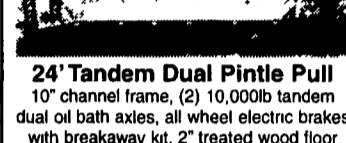

## ECONOLINE TRAILERS

#1 Backhoe pro trailer in America

 MP0617TE Mini-Max Available in 5-6 ton tilt w/Multi-Max suspension. 27" deck height <b>\$5,155*</b>	 MP 1223DE 12 Ton BHP With Multi-Max suspension <b>\$5,555*</b>
 BPO721TE 7 ton Tilt 21' <b>\$5,255*</b>	 Super Max 16 ton SP1623 DE With Multi-Max suspension <b>\$6,777*</b>

1 4 independent solid steel axles with machined spindles  
2 Patented axle alignment blocks for do-it-yourself alignment  
3 Twice the amount of bearing capacity as dual tandem  
4 Increases width of brake pad on the drum surface  
5 Multi-leaf spring placement allows travel over rough terrain without jeopardizing load stability

\* Prices before freight & tax

 <b>Closed Utility Trailers</b> 3,500# tandem axles, 24" crossmembers on floor, 16" crossmembers on walls, 3/8" plywood walls, 3/4" plywood floors, From 5'x8' to 8'x32'. Many options to choose from Starting At <b>\$2,895</b>	 <b>12' Skid Steer Trailer</b> GVWR 9,000lb 6" Channel frame, (2) 4000lb axles w/electric brakes, breakaway kit, 12' oak loading deck, 78" between side rails, 60"x14" adjustable flip-up ramps Starting At <b>\$1,995</b>	 <b>Triple Crowns Dump Trailer</b> 6'x10', 6'x12', 7000 lb GVW & 10,000 lb GVW Powder Coated 6'x12', 12,000 lb GVW, twin cylinders, 750x16 tires, 8 lug \$4,695 Starting At <b>\$3,695</b>
 <b>18' Contractors Special</b> 12,000 lb GVWR, 6" channel frame, two 6,000lb axles eight lug 750x16 Tires, all wheel electric brakes with breakaway kit Starting At <b>\$2,895</b>	 <b>24' Tandem Dual Pintle Pull</b> 10" channel frame, (2) 10,000lb tandem dual oil bath axles, all wheel electric brakes with breakaway kit, 2" treated wood floor (20' flat deck, 4' dovetail), stake pockets and rub rails Starting At <b>\$5,495</b>	 <b>28' Tandem Dual Gooseneck</b> 25,500 GVWR, height of deck 35", 10" I-beam frame, 10,000lb tandem dual oil bath axles, all wheel electric brakes with breakaway kit Starting At <b>\$5,995</b>
 <b>20' Hauler Tag-Along Deckover</b> Trailer Weight 3000lb, 10,000, 12,000 or 14,000 lb GVWR avail. Height of deck 35", 8" I-beam frame, - all wheel electric brakes w/breakaway kit, 2" treated wood floor, 16" flat deck, 4" wood dovetail, stake pockets and rub rail Starting At <b>\$3,295</b>	 <b>24' Tandem Deckover Gooseneck</b> 12,000 or 14,000 lb GVWR avail, 8" I-beam frame, two 7,000 lb eight lug EZ Lube axles, all wheel electric brakes with breakaway kit Starting At <b>\$3,795</b>	 <b>16' Equipment Trailer</b> GVWR 9000lb 16' wood flat deck, 83" wide, 5" channel frame and channel crosspieces, (2) 4,000lb axles with brakes on both, stake pockets Starting At <b>\$1,995</b>

Now offer low monthly payment on every trailer  
**90 Days Same As Cash With Approved Credit**  
**1320 Rock Springs, Rising Sun, MD**  
1/2 Mile South of Lancaster County on Rt. 222; Open: Mon.-Sat. 8-6; Closed Sundays  
**410-658-5978 • 1-800-858-0288**

## 35 TRUCKS AND TRAILERS

Call For The Lowest Prices Around On Our Enclosed Trailers

 <b>\$4,750</b> 23-ft Long 18-ft Deck & 5-ft Dove Tail, Dual Tandem, Adjustable Pintle Plate, Oil Bath Axles, Spring Assist Ramps, Break Away Kit	 <b>7 X 14 Enclosed 7000# GVW</b> Side Door Stoneguard 2 Interior Lights & 1 Wall Mount Switch Roof Vent Rear Stabilizer Jacks 6 inches Extra Height Barn Doors <b>\$2930<sup>00</sup></b> Ramp Door <b>\$3230<sup>00</sup></b>
 <b>\$3,600</b> 7 x 12 Gooseneck Dumper, 10,000 GVW, Self Contained, Deep Cycle Marine Battery, Brakes on both Axles, Steel Bed, Adjustable Coupler, Stake Pockets, Rub Rails	 <b>\$2,450</b> 16-ft Equipment Trailer, 10,000 GVW, Wood Deck, 79-in Between the Fenders, Drop Axle, Stand Up Ramps, Channel Fenders, Chain Basket
 <b>\$1,495</b> 16-ft with Self Storing Ramps, Diamond Plate, Electric Brakes on both Axles, 2-3,500 lb Axles, Break Away Kit, Safety Chain, Full 82-in Wide Between the Fenders with Dove Tail	 <b>\$2,995</b> 24-ft Gooseneck w/20-ft Deck & 4-ft Dove Tail, Electric Brakes on 6,000 lb Axles, Gross GVW 12,000 lbs., Stake Pockets, Rub Rail, Self-Storing Ramps, Adjustable Coupler.

**Appalachian Manufacturing, Inc.**  
Phone 330-222-2468 www.appalachianmfg.com Fax 330-222-2283

## Lebanon Valley TRAILER SALES

800-866-1610  
Located along Rt 422 between Lebanon & Myerstown, PA  
Authorized Dealer for Belmont, Mid Atlantic, CAM Superline & Zook Trailers  
699 West Lincoln Ave., Myerstown, PA 17067

14' To 20' 10,000 to 12,000 lb GVWR Equipment Haulers, Belmont & Zook Call for Special Pricing




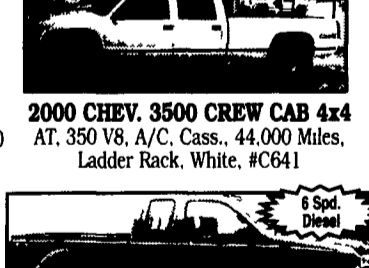
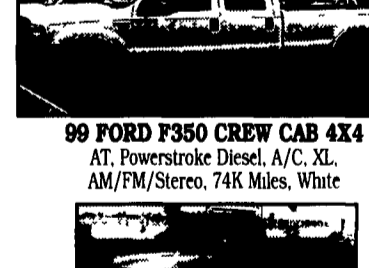
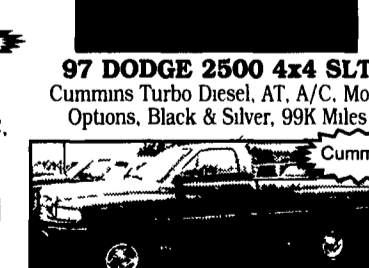
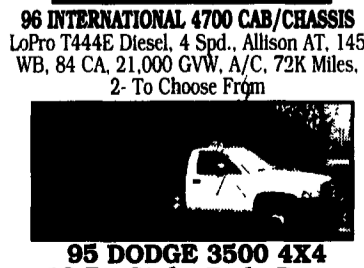
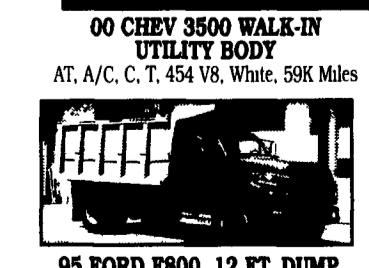
14' to 24' Deckovers & Goosenecks, 3,000 to 16,000 lb GVWR Belmont & Zook

Custom Built Trailers Available  
• Trailer Parts, Tires, Wheels & Accessories •  
• Hitch Installation & Repair •  
We also Specialize in Landscapers, Car Haulers & Dumps of all sizes.

# Bobby Garhart's Truck World

2466 E. Cumberland St. Rt. 422 Lebanon, PA 17042  
717-273-7995  
Mon. - Fri. 9-6, Sat. 9-3

**OVER 120 TRUCKS** Preferred Warranties Available on Most Trucks

 <b>00 FORD F350 CREW CAB DUALLY</b> 4x4, Power Stroke Diesel, Lariat, AT, AC, Most Options, 50,000 Miles, Burnt Orange w/Tan Leather	 <b>99 DODGE 2500 QUAD CAB</b> w/Utility Work Cap 4x4, Cummins Diesel, AT, SLT, All Equip, 74,000 Mi., Blue	 <b>00 FORD F350 4X4 XLT</b> Power Stroke Diesel, AT, A/C, Most Options, 42K Miles, White #F2079	 <b>97 FORD F-350 CREW CAB 4X4</b> Powerstroke Diesel, AT, XLT, Most Options, 121,000 Mi., Green, Diesel	 <b>1993 FORD F250 SUPERCAB 4x4</b> 7.3 Diesel, 5-Spd., XLT, A/C, Most Options, Only 84K Miles Dk Red
 <b>99 GMC 3500 CREWCAB DUALLY 9 FT. FLATBED</b> w/Both Hitches, 454, AT, PS, PB, A/C, 29,000 Miles, White, Perfect Condition! #G233	 <b>2000 CHEV. 3500 CREW CAB 4x4</b> AT, 350 V8, A/C, Cass., 44,000 Miles, Ladder Rack, White, #C641	 <b>95 FORD F800 16 FT. STAKEBODY W/LIFTGATE</b> 5.9-230HP Diesel, 7-Spd., Only 33K Miles, 30K GVW, White	 <b>99 FORD F350 CREW CAB 4X4</b> AT, Powerstroke Diesel, A/C, XL, AM/FM/Stereo, 74K Miles, White	 <b>71 FORD 900 TANDEM AXLE DUMP</b> 52,000 GVW, V8, 10-Speed Split Shift Excellent Farm or Site truck, PA Inspected
 <b>2000 FORD F450 10ft Flatbed Dump</b> Power Stroke Diesel, 5-Spd., A/C, Only 33K Miles, 15,000 GVW	 <b>00 FORD F-350 QUAD CAB 4X4</b> Powerstroke, Diesel, 6 sp, A/C, Cass, 33,000 Mi., Red!	 <b>97 FORD F250 SUPER CAB 4x4</b> Power Stroke Diesel, AT, XLT, A/C, Most Options, 144K Miles, Green	 <b>97 DODGE 2500 4x4 SLT</b> Cummins Turbo Diesel, AT, A/C, Most Options, Black & Silver, 99K Miles	 <b>94 FORD F350 CREW CAB 4X4</b> Enclosed Utility Body, 5-Spd. AM/FM, Power Stroke Diesel, 74K Miles, Red
 <b>96 INTERNATIONAL 4700 CAB/CHASSIS</b> LoPro T444E Diesel, 4 Spd., Allison AT, 145 WB, 84 CA, 21,000 GVW, A/C, 72K Miles, 2- To Choose From	 <b>00 CHEV 3500 WALK-IN UTILITY BODY</b> AT, A/C, C, T, 454 V8, White, 59K Miles	 <b>1988 GMC 2500 SIERRA 4x4</b> 350 V8, AT, A/C, AM/FM, 121K Miles, Blue, Very Nice Condition	 <b>01 DODGE RAM 2500 4X4</b> w/Cummins Diesel, AT, SLT, most Options, 33,000 Mi, Red	 <b>00 FORD F250 4x4</b> Power Stroke Diesel, XLT, 6-Spd. A/C Most Options, Only 40K Miles, Maroon
 <b>95 DODGE 3500 4X4 12 Ft. Stake Body Dump</b> Pwr. Angle Plow, 360 V8, 5-Spd., A/C, 85K Miles, White	 <b>95 FORD F800 12 FT. DUMP</b> 26K GVW, 370 V8, 5-Spd., 2-Spd. Rear, 35K Miles, Red	 <b>97 FORD F350 10 FT. FLATBED</b> 2WD, 5-Spd., 351 V8, A/C, 16K Miles, Red #F2076	 <b>00 FORD F350,</b> Quad Cab, Dually, 4x4, Powerstroke Diesel, 6 Spd. XLT, Most Options, Pewter, 74,000 Mi.	 <b>2000 CHEVY 3500 HD</b> 15000 GVW, Contractor Dump, 5 Spd., 454, 37,000 Mi.