


0% for 60 Months Models 46/48/56/6635
0% for 36 Months on 3000 & 7000 Series



- 36 hp diesel**
1050 lb. SAE operating capacity - 4410 lb operating weight
- 36 hp diesel**
1260 lb SAE operating capacity - 4550 lb operating weight
- 44 hp diesel**
1425 lb SAE operating capacity - 6060 lb operating weight
- 57 hp turbo diesel**
1625 lb SAE operating capacity - 6240 lb operating weight


- 60 hp diesel**
1900 lb SAE operating capacity - 6960 lb operating weight
- 80 hp turbo diesel**
2350 lb SAE operating capacity - 7365 lb operating weight
- 90 hp diesel**
3150 lb SAE operating capacity - 9425 lb operating weight
- 110 hp turbo diesel**
3600 lb SAE operating capacity - 9475 lb operating weight

NEW GEHL SKID LOADERS

- Models available with SAE operating capacities from 1050 lbs. to 3600 lbs.
- Hydraloc™ drive lock system
- Roll-back ROPS for quick and easy component access and serviceability
- Choose GEHL T-bar hand controls, hand/foot controls, or dual hand controls
- Wide variety of attachments available
- High capacity hydraulics power more attachments
- Universal Quick-attachment system

In Stock: • 3935SX • 4635SXT • 4835SXT • 6635SXT • 7800

PROVEN PERFORMER

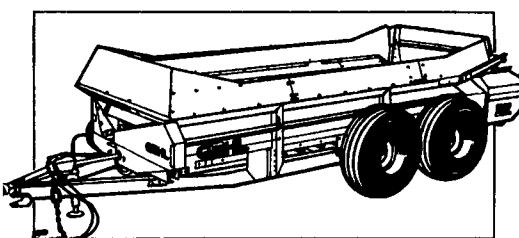


GEHL. Scavenger® Spreader

Gehl's Scavenger® Spreader delivers the performance you need year after year, with increased durability and outstanding application control. All thanks to the following features.

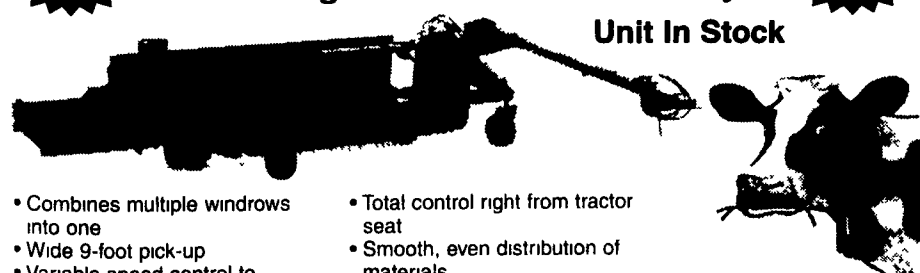
- Heavy-duty round core auger with segmented paddles to blend manure. Powered both up and down to ram through heavy loads and break up bridging.
- Adjustable auger and expeller speeds spread more types of manure
- Variflow™ discharge featuring square-tooth expeller paddles for smooth, even spreading at the rate you choose.
- Improved drive system with heavier final drive chains and enhanced idler system
- Powder Coat Paint

GEHL One Tough Box Spreader



Gehl Box Spreaders deliver outstanding performance in a variety of materials. And they're built extra-strong for more years of dependable service. Available in four sizes, these units can be custom-equipped to match your operation.

NEW GEHL Windrow Merger Unit In Stock



- Combines multiple windrows into one
- Wide 9-foot pick-up
- Variable speed control to match crop conditions
- 24" total side shift of cross conveyor
- Total control right from tractor seat
- Smooth, even distribution of materials
- Reduced fuel costs and man-hours

"Does Your Windrow Merger Do That?"


Lebanon Valley Implement Co., Inc.
 700 E. Linden Street, Richland, PA 17087 **717-866-7518**

PENTA

PENTAVERTICAL MIX

MODELS 3000, 4100 & 5600 IN STOCK AVAILABLE FOR DEMO

- Features: 800 & 1100 cu/ft. Models Available**
- 5 year pro-rated warranty on gear box
 - 3 year warranty on Digistar Scales
 - Stainless steel conveyor trough
 - Extra heavy duty frame
 - 46" wide door
 - 4 - 16 ply tires
 - Epoxy paint
 - Excellent Clean Out
 - Made from North American Steel
 - Easy loading with skid loader



















Call Us For Demo and Pricing

MODEL	3000	4100	5600	6700
Capacity cu/ft	300	410	560	670
Overall Height	82"	93"	100"	94"
Overall Length	192"	216"	216"	292"
Discharge Height	22"-48"	28"-54"	28"-54"	26"
Conveyor Width	36"	36"	36"	Dual 103"
Auger Flites	1/2"	5/8"	5/8"	5/8"
Side Wall	3/16"	1/4"	1/4"	1/4"
Floor Thickness	1/2"	3/4"	3/4"	3/4"
Horsepower	60 min	70 min	80 min	90 min
2 speed gear box	N/A	option	standard	standard
Weight (Empty)	6,290	8,790	9,560	15,840



Used Equipment Specials

<p>MF 6270-2C 99 HP, DynaShuttle Trans, 2000, 1360 Hrs., Excellent Condition \$36,500</p> <p>05585 </p>	<p>MF 399-4 99 HP Diesel, 12x4 Trans, 1986, 1670 Hours \$18,900</p> <p>05626 </p>
<p>MF 3545-4C 120 HP Diesel, 12x4 Trans Fwd/Rvrs Shuttle, 1984, 4515 Hours \$20,900</p> <p>05658 </p>	<p>MF 3090-2 95 HP Diesel, 12x4 Trans, 2329 Hours, 1986 \$21,000</p> <p>05671 </p>
<p>MF 4243-2C 75 HP, 12x4 Trans, 1412 Hours, 2000 \$25,500</p> <p>05670 </p>	<p>MF 4235-2 75 HP Diesel, 12x4 Trans, 1998, 330 Hours, Platform \$21,900</p> <p>05659 </p>
<p>MF 3140-2 115 HP, 1993, 4 Speed Trans, 4694 Hours \$24,900</p> <p>900133 </p>	<p>MF 285-2C 82 HP Diesel, 8x2 MultiPower Trans, 2748 Hours, 1981 \$14,800</p> <p>900105 </p>
<p>MF 4245-2 75 HP, 12x4 Trans, 273 Hours, 1998 \$22,900</p> <p>900147 </p>	<p>MF 255-2 51 HP Diesel, 8 Speed Trans, 1975 Live PTO, Single Remote, \$7,450</p> <p>900106 </p>
<p>MF 3120-2 110 HP Diesel, 16x16 Trans, 1990, 5104 Hours \$20,900</p> <p>900137 </p>	<p>MF 850 Combine 15 Ft Flex Head \$6,200</p> <p>05735 </p>
<p>Gehl 4625, 44 HP, 65" Bucket, 1996, T Bar Control \$10,800</p> <p>05732 </p>	<p>Gehl 4835SXT, 57 HP Diesel, 68" Bucket, 1998 \$10,400</p> <p>05515 </p>
<p>Gehl 2365 Disc Conditioner, 10'3" Cut \$11,900</p> <p>05453 </p>	<p>New Idea 5209 Disc Conditioner, 9', 540 PTO, 7 Disc \$8,200</p> <p>05724 </p>



LEBANON VALLEY IMPLEMENT COMPANY, INC.

700 EAST LINDEN STREET, RICHLAND, PA 17087
 Monday - Friday 7:30-5
 Saturday 7:30-12
717-866-7518 EMAIL: sales@lebanonvalleyimplement.com
 www.ironweb.com/lebanonvalley

