

**IH 1460** combine w/800 hrs on new eng, new tires.  
**JD 643** corn head.  
**JD 218** flex head.  
**JD 8300** grain drill, 7x18 w/grass seed boxes, no fert.  
**Steiger Cougar II**  
 Call after 6 pm  
**410-346-7704**  
**410-346-7475**

- JD 2750, 4400 Hrs  
**\$8,000**
- JD 2510, Gas, Pwr. Shift  
**\$6,500**
- Ford 3000 Gas, 100 Hrs on total rebuilt engine  
**\$5,000**


**215-795-2281**

Ind Ford 4000 Loader  
 JD 322 w/50" Cut  
 JD 4300 4x4 Hydro  
 JD 322 Tractor  
 NH TC35 Hydro w/Loader  
 NH 165 Manure Spreader  
 MF 135 Gas w/Loader  
 NH LS150 Skid Steer  
 NH L555 Skid Steer  
 LS140 Skid Steer  
 NH 630 Round Baler  
 NH 1499 Haybine  
 NH 615 Disc Mower  
 Woods 2126 Rotary Cutter  
 Used ATV's  
 NH 315 baler w/70 Thrower  
 NH LX985 Skid Steer

Polaris ATV's Large Selection New and Used

**NEWHOLLAND SCHREFFLER EQUIPMENT**  
 Pitman, PA  
 570/648-1120  
 570/648-1811

**HONDA**  
 GENERATORS & PLUMBERS  
 www.honda.com



Keeping it going smoothly and quietly

**JULY SPECIALS**  
 Honda Engines Special

GX160	2.5 HP	\$249
GC160	5.0 HP	\$220
GX100	3.0 HP	\$279
GX120	4.0 HP	\$307
GX160	5.5 HP	\$328
GX200	6.5 HP	\$375
GX270	9.0 HP	\$529
GX340	11 HP	\$603
GX390	13 HP	\$628

Elec Start Engines

GX160	5.5 HP	\$441
GX270	9.0 HP	\$656
GX340	11.0 HP	\$715
GX390	13 HP	\$710
GX610	18 HP	\$1075
GX620	20 HP	\$1275
GX670	24 HP	\$1125

18 thru 24 HP Need muffler \$135

UPS Daily Shipping Rates

2.5 HP	to	6.5 HP	\$10
9.0 HP	to	13 HP	\$30
18 HP	to	20 HP	\$55

**Blue Mt. Small Engine Service**  
 1490 Three Sq. Hollow Rd.  
 Newburg, PA 17240  
 717-423-5358



374 Heidlersburg Road Biglerville, PA.  
**WELDING & FABRICATION**

- Welding
- Cutting
- Painting
- Bending of Metals
- Fabrication
- Metal Sales

Pumps • Tanks • Motors • Hose, Fittings • Couplers • Gauges • Valves and many other products like this.

We are a 25 year old business, right here in your backyard.

866-677-4510  
 www.gvminc.com

**JD 4020 71 or 72 Yr. Mdl., Side Console w/Standard Shift, 8890.Hrs., Cab, 1 Remote, Radial Tires @ 70%, Field Ready, Good Paint, No Dents.**

**\$8,750**

**410-778-5791**

**IH TRACTOR PARTS**  
 Including Crawler & Construction Parts  
**BATES CORPORATION**  
 12351 ELM RD, BOURBON, IN 46504

PARTS DISMANTLED, CLEANED & READY FOR SHIPMENT  
 WE SHIP UPS & TRUCK FREIGHT DAILY

Check Out Our Monthly Web Specials!  
 NEW REPLACEMENT PARTS

CALL THE IH PARTS SPECIALISTS  
 TOLL FREE 1-800-248-2955  
 www.batescorp.com



**COLLECTORS TRACTORS**



Recent Trade -  
 MF Super 90 Dsl., Mech. Sound, Good Tin, Ex. Rubber . . . . . Call  
 Ford 850 Tractor, Good to Avg. Cond. Local Trade **\$2,875-NT**  
 Oliver 77 Gas, row Crop, very clean tin above avg. cond. **\$2,475-NT**

DJ Implements Lebanon Co., PA  
 717-949-3769 7:30A - 4:30P



# GEHL.

YOUR LIVESTOCK IMPLEMENT LINE

**Gehl 7000 Series Skid Loaders**

**The World's Biggest, Fastest and Strongest Skid Loader On Your Farm.**

- Load ratings up to 3,600 lbs. (without counterweight) - the strongest in the world - for easy bale handling and bunker busting
- Lift height of nearly 12 feet
- 110 hp turbo-diesel engine
- Smooth, stable ride and full 360° visibility
- 0-14 mph - the fastest in the world!

**"Does Your Skid Loader Do That?"**

Cash Rebates up to \$3,800

<b>3635</b>	<b>36 hp diesel</b> 1050 lb. SAE operating capacity - 4410 lb. operating weight
<b>3835</b>	<b>36 hp diesel</b> 1260 lb. SAE operating capacity - 4550 lb. operating weight
<b>4635</b>	<b>44 hp diesel</b> 1425 lb. SAE operating capacity - 6060 lb. operating weight
<b>4835</b>	<b>57 hp turbo diesel</b> 1625 lb. SAE operating capacity - 6240 lb. operating weight
<b>5835</b>	<b>60 hp diesel</b> 1900 lb SAE operating capacity - 6960 lb. operating weight
<b>6835</b>	<b>80 hp turbo diesel</b> 2350 lb. SAE operating capacity - 7365 lb. operating weight
<b>7000</b>	<b>90 hp diesel</b> 3150 lb. SAE operating capacity - 9425 lb. operating weight
<b>7800</b>	<b>110 hp turbo diesel</b> 3600 lb. SAE operating capacity - 9475 lb. operating weight

**FINANCING FOR GEHL. SKID LOADERS**

Waiver of Finance on New Gehl Equipment until **July 1, 2004**

-or- **0% for 48 months or 2% for 60 months**

Then 6.9% APR for up to 48 months

**6.9% for 60 months With Full Cash Rebates**

**Available From Your Local Participating GEHL Dealer**

<b>COLUMBIA CROSS ROADS EQUIPMENT</b> R.R.2, Box 62 Columbia Crossroads, PA	<b>HINES EQUIPMENT</b> PO Box 5, Rt. 22 Cresson, PA RR 03, Box 550 Altoona (Bellwood), PA	<b>MEYERS IMPLEMENTS, INC.</b> 400 Antrim Way Greencastle, PA	<b>PEOPLE'S SALES &amp; SERVICE, INC.</b> Route 35 Oakland Mills, PA
<b>ECKROTH BROS. FARM EQUIPMENT</b> RR 02, Box 24A New Ringgold, PA	<b>ICKES FARM SUPPLY</b> Rt. 1 Hwy. 869 West Ostersburg, PA	<b>MILLER EQUIPMENT CO.</b> RR 01 Stauffer Rd. Bechtelsville, PA	<b>STOUFFER BROS. INC.</b> 1066 Lincoln Way West Chambersburg, PA
<b>FIELDS IMPLEMENT STORE</b> Valley Road Eighty Four, PA	<b>LEBANON VALLEY IMPLEMENT CO., INC.</b> 700 E. Linden St. Richland, PA	<b>MILLER-LAKE</b> RR 02, Box 273A Belleville, PA	<b>UMBERGER'S OF FONTANA</b> 1067 Horseshoe Pike (Rt. 322) (Fontana), Lebanon, PA
			<b>WERTZ FARM &amp; POWER EQUIP.</b> PA Route 516 Glen Rock, PA
			<b>BINKLEY &amp; HURST BROS. INC.</b> 133 Rothsville Station Rd. Lititz, PA