


Lancaster Farming
Antiques Center
 See pages B23-B31



Cat 6,000 lb.
 Pneumatic tire, LP gas
\$4,900
Sam's Mechanical
 717-442-9334



1996 CATERPILLAR RC60 LIFT 6000LIFT \$12,000.
Heavy Equipment Loader Parts
 Rt. 22 Grantville, PA
(717) 469-0039 help10070.com

Binkley & Hurst Bros. Inc.
Offers Super Discount Pricing On These Following Machines For Immediate Delivery!

<p>Good Quality 12 Ton Backhoe Pro Econoline Trailer</p>  <p>Electric Brakes Multi-Suspension UM5267 \$5,500</p>	<p>1999 Model Low Hours</p>  <p>JCB 506C 1999 Model 6000 lb., 34 lift height, only 1700 hrs</p>	<p>Cat D 4 B 6 Way Dozer</p>  <p>Wet Clutch Series, 75 HP Range & 1700 Lb Weight Class, 90% U C Strong Torque, 3 Speed, P Shift, Reverser, UT5077</p>
<p>Cat 955K Crawler Loader</p>  <p>UT5091 Ready To Work!</p>	 <p>Lull 4 Wheel Extenaboom Forklift 8000 lb lift with outriggers, 34 foot lift height, rotating pallet carriage UT5046 \$24,800</p>	

Ask About Financing Tailored to Your Needs!

BINKLEY & HURST BROS. INC.
 133 Rothsville Station Rd.
 P O Box 0395, Lititz, PA 17543-0395 (717) 626-4705
 Located 1/2 Mile North of Rothsville 1-800-414-4705
 Fax 717-626-0996

Visit our Web Site at <http://www.caseih.com>
 Case IH and Case credit are registered trademarks of Case Corporation. **CASE IH** TRADE SHOW MEMBER

See Binkley & Hurst Bros. Inc. For Service & Sales of Quality Gehl Machines. Super Financing
 Now Is A Good Time To Make A Deal At Binkley & Hurst!
BINKLEY & HURST BROS. INC.

GEHL. Check Out Our Complete Line of Quality Loaders

3635	36 hp diesel 1050 lb SAE operating capacity 4410 lb operating weight	5635 Series II	60 hp diesel 1900 lb SAE operating capacity 6960 lb operating weight
3935	36 hp diesel 1260 lb SAE operating capacity 4550 lb operating weight	6635 Series II	80 hp turbo diesel 2350 lb SAE operating capacity 7365 lb operating weight
4635	44 hp diesel 1425 lb SAE operating capacity 6060 lb operating weight	7600	90 hp diesel 3150 lb SAE operating capacity 9425 lb operating weight
4835	57 hp turbo diesel 1625 lb SAE operating capacity 8240 lb operating weight	7800	110 hp turbo diesel 3600 lb SAE operating capacity 9475 lb operating weight

SKID LOADER
 From Binkley & Hurst Bros. Inc.
 1-800-414-4705

GEHL EXCAVATORS
WORK, WORK & WORK!
 See Binkley & Hurst Bros. Today
 At Great Savings!
 With Cab Air & Heater
GEHL GE802 COMPACT EXCAVATOR
 A Unique Size by Gehl in 8-Ton Weight Class




61 HP Diesel Yanmar Engine, 47 GPM at 4360 PSI Hyd Pressure, 2 Sp. Travel on 18" Rubber Tracks, 85" Dozer Blade, Backhoe Boom Swing, 80 Deg Left to 45 Deg. Right, 24" H.D Trenching Bucket, 14.5" Dig Depth

GEHL MAKE A DEAL!
Model 7800 in stock with Cab Air Heater & Ride Control

- Strongest Load Capacity up to 3,600 lbs.
- Highest Lift Height Nearly 12 ft.
- Fastest Ground Speed Up to 14 mph
- Most Powerful Engine Up to 110 hp

BACKHOES IN STOCK FOR YOUR SKID LOADER



The challenge - produce a line of skid loaders that will do the job for construction contractors, landscapers, renters and farmers. The solution - the Gehl 35 Series skid loaders, engineered for efficiency and built for performance.

Power Landscape Rake
Hammers
Pallet Forks
Brooms

If You Need A Compact Skid Loader For Tight Work Areas and Yet Need Power & Performance, Consider a Low Cab Height GEHL Model 3935 Diesel

With the best size-to-strength ratio of any skid loader in its class, the compact Gehl 3935 model provides higher overall performance with more fuel efficiency, reduced noise levels, and improved breakout force. It's the only compact loader that gives you big loader performance. Powered by 36 Hp Yanmar Fuel Efficient High Torque Diesel, Cab Height Approx 72.3", 1260 Lb Safe Carrying Load Capacity and Up to 2720 Lb Load Tip up Capacity, 14.4 GPM Hyd Flow For Attachments. 60" Bucket



GEHL 7600 SKID LOADER GEHL DEMONSTRATOR SKID LOADER

Gehl Model 7600, SAE Operating Load 3150 Lbs., Up To 3600 Lb Lift Capacity, Nearly 12 Feet High, 2 Speed Almost 14 MPH



Don't Let The Mud & Slop Stop Your Loader Let Binkley & Hurst Bros. Keep You Going with a GEHL COMPACT TRACK LOADER Model CTL 60

Powered by 67 HP Yanmar Diesel With Tip Up Capacity of 4630 lbs.

IN STOCK Ready To Work!

Great To Be Used In Many Applications Such As:
 Turf Farms, Golf Courses, Landscaping, Snow Removal, Nurseries and Most Farm Applications Serviceability




BINKLEY & HURST BROS. INC.
 133 Rothsville Station Rd., P.O. Box 0395
 Lititz, PA 17543-0395
 (717) 626-4705 1-800-414-4705
 Fax 717-626-0996

MasterCard VISA Discover Fam Plan A Service of FPC Financial

CTL80 Compact Track Loaders

Follow the tracks to Gehl if you're searching for a new solution to muddy work site challenges!



Monthly Rentals OR Purchase Available on this Unit GEHL GE 602 COMPACT EXCAVATOR A Unique Size by Gehl in 6-Ton Weight Class

64 HP Diesel Yanmar Engine, 47 GPM at 3661 PSI Hyd Pressure, 2 Sp Travel on 16" Steel Track, Cab with Heat, 73" Dozer Blade Backhoe Boom Swing, 80 Deg Left to 45 Deg Right 20" H D Trenching Bucket, 13.8" Dig Depth

Smooth Digging, Super Deal Give Binkley & Hurst A Try For With Sales, Service & Parts



WENGLERS OF MYERSTOWN
 CONSTRUCTION EQUIPMENT & PARTS
800-552-5080 • Nights 717-272-9583
 Rt. 501 South Myerstown, PA 17067
 HOURS: Mon-Fri • 7:30-5:00 Saturday • 7:30-Noon
www.wengers.com kbaum@wengers.com

JD 550G 6 Way, 2500 Hrs. \$33,500



I.R. SD 40D 56" Drum Drive \$26,500

