

### Equipment Hauler




#### 98 IH Rollback

Only 9,600 miles, Like New, 22 foot wood bed, DT 466E, Turbo Diesel, 6 plus manual trans, A/C tilt wheel, cruise, power locks & windows, spotless interior, under CDL 25, 500 GVW.

**You Must See This One**  
Call 800-650-1420  
Car Village, Lebanon, PA

### JOHN DEERE GEN. SERV. & POWER UNITS



35 KW Gen. Set \$6,850

110 HP Rebuilt PU \$6,800

115 HP New PU \$8,950

50 KW Gen. Set \$8,750

23 KW Gen. Set \$6,250

80 HP New PU \$7,250

**DIESEL ENGINE SERVICE**  
Ephrata, PA 717-733-3890

### FARM EQUIPMENT

## WELL BUILT HAY RACKS

Designed & Proven By Farmers




**UNIQUE REAR UNLOADING**

#### Dutch Brothers Wagon

- Needs only 38" clearance
- 8'x18' inside
- End Gates are extra heavy expanded metal, with spring loaded latches

**EXTRA HEAVY DUTY**



- Quick release latches on back and sides
- Back gate swings 270°

#### Standard Features On Both Wagons

- Heavy duty oak bed
- Choice of green or red
- Floor is screw nailed
- Formed steel rub-rails
- Mfg. with 1" & 2" 14 gauge tubing
- Removable Racks

#### SPECIAL LIKE NEW WAGONS

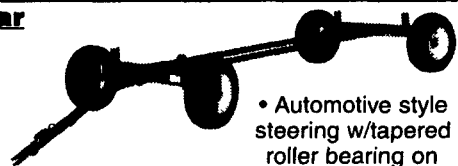
- 8'x18' w/8 Ton Running Gear 11 L15 Tires \$2,000
- 9'x18' w/8 Ton Running Gear, 11 L15 Tires \$2,100
- (3) 8' x 18' Bale Wagons w/ Used Gear \$1,500

For Wagons,  
Call Honey Brook 610/273-3603

Optional - Deluxe Bed with steel frame and 2"x8" pressure treated flooring.

#### Heavy Duty Running Gear

- Tight turning radius
- Double reach construction (3X stronger than single)
- Adjustable self-latching tongue
- 6 Bolt hub



- Automotive style steering w/tapered roller bearing on center pivot


Available 8 & 10 Ton Single Axle; 12 Ton Tandem Axle

#### Round Bale Carriers

- Heavy duty construction
- Reinforced cross members.
- 9 models - carry 6, 8 or 10 bales
- Designed to load & unload with a 3 pt. hitch bale spear.

#### Feeders

- Available in a variety of lengths.
- Slant bars or adjustable self-locking headlocks



540 White School Rd.  
Honey Brook, PA 19344  
610/273-3603  
Leave Message If No Answer

**STOLTZEUS**

156 Pompey Hill Rd  
Stoystown, PA 15563  
814/893-5086

Call or Write for Free Brochure • Dealer Inquiries Invited

## Hyman Equipment

Baltimore, MD 410-574-4700 Days 410-337-3570 Eves

Check out our website [www.HYEQ.com](http://www.HYEQ.com) For Entire Inventory



GROVE 30 TON CRANE  
100' BOOM,  
NEEDS WORK  
\$15,000



\$85,000



8,000# Hyster,  
1993, Perkins Diesel,  
84"x121" See Thru Mast •  
\$11,000

(5) 2000# to 6000# Lifts - \$1,700-\$2,000

P&H 90 Ton 140' Main w/2 Jibs 40' & 20'



20 Ton Grove AT180, 70' + 22'  
\$25,000




18000# Taylor R/T Gas \$15,000




CHAMP TRACTOR  
LIFT • \$3,500




\$7,000



22,000 Lb. Cat,  
8' Forks,  
S/S Detroit Dsl  
\$17,500




CAT 5000#,  
3 stg S/S,  
LPG, Nice  
\$6,000



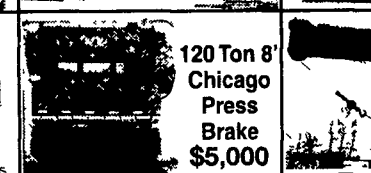
40,000# 5'X5'  
Platform Digital  
\$3,500



(3) 5000#  
Hysters  
& Mitsui,  
3 stg, s/s  
Nice  
\$5,000- \$7,000



10'6" x 3/8"  
Niagara  
Shear  
\$7,000



120 Ton 8'  
Chicago  
Press  
Brake  
\$5,000



15 Ton Grove 94' Boom \$15,000



\* MAIN LOCATION \*  
Trumbauersville to Finland Rd.,  
Quakertown, PA

215/536-1935 or 536-7523

Mon.-Fri. Sales 7:30 AM - 8PM; Parts 7:30 AM - 5 PM  
Saturday Sales 7:30 AM - 4PM; Parts 7:30 AM - 1 PM

#### TRACTORS

- AA 4650, w/Loader, Low Hours
- AC 8070 2W P.S., 170 HP
- AC WD, 40 HP w/ 40" LDR
- AC 6080, 90 HP 2W
- IH Farmall 856 2W, 100 HP

- AC 7000D, Recond
- AC 8030 4W P.S., 130 HP
- DA 9150 4W, 150 HP
- Ford 2110, 38 HP w/7' SP
- AC 7040 2W, 140 HP

#### TILLAGE

- AC 13' Transport Disc
- (2) JD 5-B Plow
- AC 2000 6-B Plow
- Ford 5-B Plow
- Ford 4-B Plow
- JD 40 Loader
- Great Bend 3424 Loader, fits AA 9100 & Whites

#### BALERS

- NH 2000, Excellent
- IH 445 w/Thrower
- NH 320 Wire
- JD 336 Wire
- IH 27 w/Thrower
- NH 69
- IH 46 w/Thrower
- NH 268
- NH 315 w/Thrower

#### HAY TOOLS

- NH 460 Haybine
- (3) NH 479 Haybine
- Hesston 1010 8' Mower Cond
- Hesston 1014 14' Mower Cond
- JD 1380 14' Mower Cond
- AC 600 4R Corn Planter
- AC Air Champ 6R Corn Planter
- Weaverline 430, Ex.

#### COMBINES

- AC F2 w/13' Grain & 4R Corn Head
- AC Gleaner FKS w/13' Grain & 430 Corn Head
- AC Gleaner K w/10' Grain & 238 Corn Heads
- JD 4400 w/13' Grain Head
- AC 630 Corn Head for M&L
- JD 6600 w/13' Grain Head & 630 Corn Head
- NI S P Sheller, - 2 Row

**S P R I N G**

**S A L E**

Check Our Prices on Used Tractors, Combines and Implements

Lower Than Auction Prices

All Equipment is Serviced for the Field.

FREE Delivery Within 100 Miles

