


Are You Ready For Small

Used Tractors

4WD TRACTORS

NO.	YR	MAKE	DESCRIPTION	HP
B 43937	1997	CIH	9390 4WD Cab, 3727 Hours, Front & Rear Duals,	425 ENG HP
A 24062	1998	CIH	9380 Quadtrac Cab, 2570 Hours, Diesel,	400 ENG HP
A 25484	1999	CIH	9370 Quadtrac 4WD Cab, 2385 Hrs, New Tracks,	360 ENG HP
B 43094	1997	CIH	9370 Quadtrac, 3578 Hours, 12 Spd Power Shift,	360 ENG HP
A 24962	1977	Steger	325 4WD, 23 1/34 Front & Rear Duals	325 ENG HP
B 42511	1982	Versatile	555 4WD Cab, 3925 Hrs, 18 4x38 F&R Duals,	182 PTO HP
B 43827		Steger	PT225 4WD, 5635 Hours,	187 HP
A 25662		IH	4386 Tractor	
B 25625	1980	Steger	SI251 Cougar II Tractor, 8372 Hrs, 18 4 x 38 Rear Duals	
A 25665	1982	Versatile	835 4WD Tractor, 6000 Hrs, 20 8x38 Rear Duals	



A 43058 1998 CIH 8940 MFD Cab, 2014 Hours, Tires Fr-16 9x30, Rear-20 8x42, 3 Remotes, 1000 PTO, 3 Pt Hitch, 205 HP

CASE IH TRACTORS

NO.	YR	MAKE	DESCRIPTION	HP
B 44536	1998	CIH	MX 270 MFD Cab, 1196 Hours,	235 HP+
A 44234	1999	CIH	MX 240, 1748 Hrs,	205 HP+
A 43058	1998	CIH	8940 MFD Cab, 2014 Hrs, 20 8x42 Duals	205 HP+
A 44759	1995	CIH	7240 MFD Cab, 3408 Hrs, 18 4x42 Rear Duals,	197 HP+
A 25513	2001	CIH	MX220 MFD Cab, 2175 Hours, 18 4x46 Rr Duals,	185 HP+
B 44311	2002	CIH	MX220 MFD Cab, 138 Hrs,	185 HP+
B 43969	2001	CIH	MX220 MFD Cab, 1373 Hours,	185 HP+
C 43970	2001	CIH	MX220 MFD Cab, 1341 Hours	185 HP+
A 25517	2001	CIH	MX 200 2WD Cab, 1775 Hours,	165 HP+
A 24788	1997	CIH	8920 2WD Cab, 1653 Hours, 540/1000 PTO	155 HP+
B 45281		CIH	7220 MFD Cab, Just Traded,	155 HP+
A 25692	1999	CIH	MX170 MFD Cab, 1200 Hrs, 18 4x42 Rear Duals,	145 HP+
A 25516	2001	CIH	MX180 2WD Cab, 2169 Hrs, 18 4x42 Rear Duals	145 HP+
A 25515	2001	CIH	MX180 2WD Cab, 2145 Hours, 18 4x42 Rear Tires	145 HP+
D 44796	1998	CIH	8910 2WD Cab, 1450 Hours, Duals	135 HP+
B 44938	1998	CIH	MX150 2WD Cab, 1400 Hrs, 3 Point Hitch,	130 HP
B 44938	1998	CIH	MX150 2wd, 1403 Hours, 3 Pt Hitch, 540 PTO,	130 HP
C 32295	1992	CIH	5250 MFD Cab, 2617 Hrs, 18 4x38 Rear Tires,	112 HP
B 44328	1996	CIH	5250 MFD, 2787 Hours, 18 4x38 Rear Tires,	112 HP
A 43237	1995	CIH	5240 MFD Cab W/ Ldr, 6444 Hrs, 18 4x38 Rr Tires,	100 HP
D 50387		CIH	1896 2WD Rops, 7601 Hrs, Just Traded,	95 HP
C 25712	2000	CIH	MX110 2WD Rops, 2482 Hours, Just Traded	95 HP
D 44411	1992	CIH	5140 MFD ROPS, 2020 Hrs, 540/1000 PTO,	92 HP
A 25078	1988	CIH	1594 MFD ROPS, 2567 Hrs, 18 4x38 Rr Tires	85 HP
A 25570	1999	CIH	MX100 2WD Cab, 3000 Hours, 18 4x38 Rear Tires,	85 HP
A 25452	1987	CIH	885 2WD ROPS, 3503 Hrs, 15 5x38 Rear Tires,	72 HP
D 50402	1988	CIH	255 MFD Tractor W/ Ldr, 860 Hours, Just Traded	21 HP
D 50404	1984	CIH	3294 MFD Tractor, 5733 Hours, Just Traded	



A 44759 1995 CIH 7240 MFD Cab, 3408 Hrs, Diesel, 4 Remotes, Tires Front 16 9x28, Rear 18 4x42 W/Duals, Quick Hitch, 195 HP

INTERNATIONAL TRACTORS


NO.	YR	MAKE	DESCRIPTION	HP
C 32028	1977	IH	1486 Cab, 6198 Hrs, 20 8x38 Rear Tires,	145 HP
D 50391	1978	IH	1486, Duals, 4976 Hours,	145 HP
C 42634	1982	IH	5088, 8130 Hrs, 3 Pt Hitch, 18 4x38 Rear Tires	136 HP
D 50335	1984	IH	5088 2WD, 7000 Hours, 18 4x38 Rear Duals	136 HP
C 32137	1973	IH	1066 Cab, 5623 Hrs, 18 4x38 Rear Tires,	116 HP
A 44761		IH	1066H,	116 HP
C 32231	1979	IH	986 ROPS, 3202 Hrs, 18 4x38 Rear Tires,	105 HP
A 25197		IH	986, 4904 Hrs,	105 HP
D 50303	1974	IH	966D, 2444 Hours,	100 HP
B 44760		IH	100 Hydro, 7669 Hours, 20 8x38 Rear Tires,	104 HP
C 43495		IH	756, 9105 Hrs, 18 4x34 Rear Tires,	76 HP
B 42728	1965	IH	706, 540 PTO, Gas, Gear, 2 Pt Hitch,	73 HP
D 50229		IH	706 Cab, 7030 Hrs, 3 Pt Hitch, 18 4 x 34 Rear Duals	
C 32320	1968	IH	656 2WD Hydro, 8676 Hrs, 15 5x38 Rear Tires,	66HP
B 45050		IH	560g W/2000 Ldr/Rr Blade, 16 9x38 Rear Tires,	59 HP
A 25544	1981	IH	484, 1286 Hours, 3 Pt Hitch, 13 6x28 Rear Tires,	42 HP
B 44986		IH	2500B Tractor/Loader/Backhoe, 3300 Hours	
A 25546	1968	IH	444, 13 6x28 Rear Tires, 540 PTO,	
B 45325		IH	2444 Tractor W/Ldr, Just Traded	



D 44796 1998 CIH 8910 2WD Cab, 1450 Hrs, 540/1000 PTO, Powershift, Diesel, 3 Pt Hitch, Rear Duals, 3 Remotes, 135 HP+

OTHER TRACTORS

NO.	YR	MAKE	DESCRIPTION	HP
A 25624		AC	7060 Cab, 3628 Hours, 20 8x38 Rear Tires	
B 45077	1977	AC	5040 Tractor, 2697 Hrs, 13 6x28 Rear Tires	
C 32134	1984	Case	1594 MFD Cab, 3639 Hours, 18 4x34 Rear Tires,	85 HP
B 44797	1988	Case	2096 2WD Cab, 1874 Hours, 3 Point Hitch,	108 HP
D 50390		FO	5000 2WD Select Shift, Just Traded	
B 43287	1989	JD	4755 MFD Cab, 4235 Hrs, Duals, 5 Remotes	177 HP
C 32379	1975	JD	4430 2wd Cab, 7953 Hrs, 18 4x38 Rear Tires,	125 HP
B 45247	1976	JD	4630 Tractor, 4408 Hours, 20 8x38 Rear Tires,	
B 44987		JD	2640, 15 5x38 Rear Tires, 2 Remotes, 540 PTO,	
B 25341	1980	MF	20 w/LDR, 2089 Hours, 16 9x24 Rear Tires	
A 25342	1968	MF	180, 9000 Hrs, 540 PTO, 2 Remotes, 3 Pt Hitch,	66 HP
D 50344	1993	MF	1220 W/ Loader, 1249 Hours, 18 4x38 Rear Tires	
B 45313		MF	2745 Tractor W/Ldr, Just Traded	
D 44409		NH	8970 MFD Cab, 1809 Hrs, 18.4x42 Rear Duals,	210 HP



A 25078 1988 CIH 1594 MFD ROPS, AS IS, Diesel, Canopy, 540 PTO, 3 Pt Hitch, Tires 13 6x28 Front, 18 4x38 Rear, Gear, 2 Remotes, 85 HP



B 43937 1997 CIH 9390 4WD Cab, 3727 Hours, Front & Rear Duals 20 8x42, Manual Transmission, 4 Remotes, 425 ENG HP




B 44536 1998 CIH MX270 MFD Cab, 1196 Hours



D 44311 2002 CIH MX220 MFD Cab, 138 Hours, 185 HP+




A 43237 1995 CIH 5240 MFD Cab w/Loader, 96" Bucket, 540/1000 PTO, 3 Pt Hitch, 2 Remotes, Powershift, Tires Front-14 9x24, Rear-18 4x38, 100 HP



A 25544 1981 IH 484, 1286 Hrs, Diesel, 3 Pt Hitch, Top Link, 540 PTO, PTO Shield, 1 Hydraulic Valve, Gear Trans, 42 HP



A 32028 1977 IH 1486 Cab, 6198 Hours, 540/1000 RPM, 3 Pt, 2 Remotes, Diesel, Tires Front-11x16, Rear-20 8x38, 145 HP



D 44409 NH 8970 MFD Cab, 1810 Hrs, Diesel, 1000 Pto, 3 Pt Hitch, Tires Front - 16 9x30, Rear - 18 4x42 Duals, 4 Remotes



B 44797 1985 Case 2096 2WD Cab, 1874 Hrs, Diesel, 3 Pt Hitch, Top Link, 540 PTO, 2 Hydraulic Valves, 4 Speed Powershift, 108 HP

Used Tillage

USED DISCS

NO.	MAKE	DESCRIPTION
B 44687	Case	238240R-20'
D 50389	CIH	3800 18'7"
B 45172	CIH	3900 19' Rockflex
B 44818	CIH	496-22 5'
B 32119	CIH	496 26', Rockflex
C 43567	IH	475 19' 5"
D 25090	IH	490-22'
A 24472	IH	490-24'
B 44255	IH	490-24'
A 25675	IH	496 19'
B 44430	IH	496-22'
B 44931	IH	501 12'
A 25463	JD	235-18'
B 45282	JD	630-18'
B 43504	JD	630-21'
B 44592	JD	630 21'
B 44920	JD	630-22'
A 25693	JD	637
A 24845	KE	14' Offset
A 25137	KR	1924-21'
A 25461	KR	2416
B 45266	KR	2417 27'
A 25460	KR	2440
D 50321	MF	820 25'
B 44383	SF	22.5'

FINISHING TOOLS

NO.	MAKE	DESCRIPTION
B 44392	KR	3127 27' Landsman
B 44971	KR	3127 27' Landsman
A 25541	KR	6155 15' Landsman
A 24843	SF	6331 19' Soil Finisher
A 25344	SF	6332-20' Land Finisher
B 45110	UM	25' Baskets
B 45283	UM	26' Baskets
B 44700	UM	28' Baskets
D 50366	UM	31' Rolling Harrow

CULTIVATORS

NO.	MAKE	DESCRIPTION
B 45307	Brillion	6 Row Cultivator
C 32354	CIH	4500 Field Cultivator
B 43751	IH	15' Field Cultivator
A 25562	JD	855 Row Crop Cultivator
D 50359	JD	960 25' Cultivator
C 32127	Sukup	6-Row Cultivator
B 43292	WR	Field Cultivator

PACKERS

NO.	MAKE	DESCRIPTION
A 25552	BR	12' Outliacker
B 45146	BR	14' Pulvimulcher
D 50340	BR	18' Pulverizer
B 45173	BR	23's Packer
B 45288	BR	28' NG
B 45267	BR	25' of Vertical
B 44286	BR	34'NG X-Fold
B 44932	BR	TP-14's
A 25664	BR	X108-27'
B 44994	KR	4430 30'

SUBSOILERS

NO.	MAKE	DESCRIPTION
D 50381	BR	5 Shank
B 43057	Case-DMI	2500B
D 43584	DMI	730
A 25698	DMI	Ecolo-TII 5 Shank
B 44564	DMI	7 Shank Ecolo Tiger
D 50305	DMI	2500D Ripper
B 43331	JD	2100-7 Shank NT Ripper
A 45008	UM	5 Shank

CHISEL PLOWS

NO.	MAKE	DESCRIPTION
B 44969	AT	11'
D 45104	IH	800
C 32371	IH	5500 13' Chisel Plow
B 42934	MF	1004 12'
A 25694	SF	4211-11 Chisel Plow

PLOWS

NO.	MAKE	DESCRIPTION
D 50232	CIH	5x16
A 25302	IH	550 5-Bottom Plow
A 24083	IH	720-7x18 Plow
D 45104	IH	800 12x Plow
B 44270	IH	720 7x18
D 50250	IH	560 6-Bottom
D 50271	JD	7 X 16 Moldboard Plow

Used Planters & Drills

USED DRILLS

NO.	MAKE	DESCRIPTION
A 25659	CIH	5100
C 32374	CIH	5100 18x7 Conv Drill 7" Spacing, 3x13 Press Wheels, Cylinder & Hoses
C 24276	CIH	5100 24x6, 3" Press Wheels, Tire & Basket, Good Opener Blades
B 44304	CIH	5100 24x6 Conv, Double Disc Openers, 3x13 Press Wheels, Conventional
B 43247	CIH	5300 24x6 Conv, 3x13 Press Wheels, Markers, 2 Drill Hitch
B 44262	GP	14'
B 44405	GP	24' NT, 38x7 5, 2 Section, 3x13 Press Wheels, Turbo Coulters, Dual Markers
A 25582	GP	24' Conv, 38x7 5, Folding, 12 5" Double Disc Openers, 2" Press Wheels
B 44067	GP	30' NT, 3x13 Press Wheels, Monitor, 16" Coulters, 12 5" Openers
B 24499	GP	30' NT, 48x7 5", 3" Press Wheels, New Openers
B 42569	GP	30' NT, 48x7 5", 3x13 Press Wheels, Turbo Coulters, Monitor, Rebuilt
B 18940	GP	30' Conv, Double Disc Openers, 4" Press Wheels, 6" Spacing
B 44384	GP	3010P NT Precision, 3x13 Press Wheels, Monitor, New Disc Openers
B 44581	IH	5100 24x6 Conv Twin, 3x13 Press Wheels, Double Disc Openers
D 50234	IH	510 21x7
A 25754	JD	450-10'
A 25455	JD	7