

**\* Zero turn Riders  
New & Used  
Starting at \$2,650**

**\* Contractor Grade Generators  
As Low As \$479.99**

**\* Heavy Duty Pressure Washer  
Only \$649.99**

**Martin's Lawn & Garden**  
717-445-5103  
1583 Main Street, Goodville, PA  
Rt. 23 - 5 mi. east of New Holland on left

**NH Hay, Forage,  
Skid Steer Parts**

*Dismantling the  
following equipment:*

**Balers**  
S67, 315, 283, 66, 68,  
268, 269, 270, 276, 281,  
310, 311, 320, 273

**Thrower**  
54, 70, 75

**Haybines**  
469, 479, 488, 489, 499,  
1495, 411 Discbine  
463 Disc Mower

**Forage**  
**Harvester**, 717, 718,  
770, 880, 890, 892, 900,  
1880, 1890, 1895 Field Queen  
STD-SP

**Skid Steers**  
L35, L775, L555, L781,  
L785, 778

*We Purchase NH Eq.  
For Salvage!!*

**AG Industrial Inc.**  
Rising Sun, MD  
1-800-442-5043  
Ask for Terry or  
Rick in Service

JD 3155 4WD tractor, 2700 hrs,  
cab, mint condition . . . \$30,500

Kuhn 328GH discbine w/gyrodine  
hitch, 2 yrs. old . . . \$12,500

Gehl V-rake, 2 yrs. old . . . \$2100

**610/587-1472 Cell**  
**610/488-7244**

**IH TRACTOR PARTS**  
Including Crawler & Construction Parts  
**BATES CORPORATION**

12351 ELM RD, BOURBON, IN 46504

**PARTS DISMANTLED, CLEANED & READY FOR SHIPMENT**  
WE SHIP UPS & TRUCK FREIGHT DAILY

Check Out Our Monthly Web Specials!  
NEW REPLACEMENT PARTS

CALL THE IH PARTS SPECIALISTS  
TOLL FREE 1-800-248-2955  
www.batescorp.com





**NH 616 Disc Mower**

**NH 195 Manure Spreader**

**NH LS 170 Skid Loader**

**NH LS 160 Skid Loader**

**NH 575 Baler**

 **NEW HOLLAND**

**Used Equipment**

- NH 492 Haybine, exc. cond.
- NH 455 Skid Loader

**WE REBUILD 489 WOBBLE BOXES**


**DEPENDABLE MOTOR CO.**  
East Main St., Honey Brook, PA.

**610-273-3131 or**  
**610-273-3737**

www.dependablemotor.com

**In Stock For Spring Planting**

**Great Plains**



**0% Financing**  
Til December 1, 2003

**OR**  
**3.9% Financing**

for up to 3 years  
**OR**  
4.75% for up to 4 years  
**OR**  
5.25% for up to 5 years

**02 Rental Unit**

**No-till:**

|                                  |                          |
|----------------------------------|--------------------------|
| <b>Great Plains - 1005 - 10'</b> | <b>\$16,800</b>          |
| 7.5 x 15 Openers                 | + 200 Documentation Fees |
| Small Seed Box                   | (-3,400 Down Payment)    |
| 3 x 13 Press Wheels              | \$13,600 plus Delivery   |
| Turbo Coulters                   | \$400 mo. 36 Mo. - 3.9%  |
| Sealed Acre Meter - 22 Ac        | \$312 mo. 48 Mo. - 4.75% |
|                                  | \$262 mo. 60 Mo. - 5.25% |

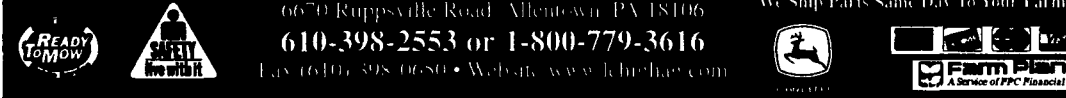
ASK FOR KYLE OR ROD    PRICES FOB LEHIGH AG - DELIVERY AVAILABLE    IN STOCK UNITS ONLY

**LEHIGH AG EQUIPMENT, INC.**

0670 Ruppville Road, Allentown, PA 18106  
610-398-2553 or 1-800-779-3616  
Fax 610-398-0680 • Web site: www.lehighag.com


Convenient Hours  
Mon - Fri 7:30 to 5:30  
Saturday 7:30 to 3:30

We Ship Parts Same Day To Your Farm



**Portable Tractor Saw**

Cut cordwood, pulpwood, firewood, ties or any other type of wood anywhere. Hook it up to your 3 point hitch, attach the PTO and move the Woodsman Saw to any location. As soon as you place a log on the sturdy 40" table, you'll get the feel of balanced-torque action. A light hand pressure moves the log into the blade, release the pressure and the spring loaded table rocks back on dual roller bearings, ready for the next cut. Built on a rugged steel frame, the Model 250 is engineered for years of heavy duty use.




**Model 250 Specifications**


|                       |  |
|-----------------------|--|
| Tractor hitch linkage | 3-point hitch                                  |
| Saw blade             | 30" diameter                                   |
| Table                 | 40" x 10 1/2", mounted on dual roller bearings |
| Operating speed       | 1300 RPM                                       |
| PTO speed             | 450 RPM  |
| Depth of cut          | 12"  |
| Drive                 | Matched V-belts                                |
| Shaft                 | Mounted on sealed, self-aligning ball bearings |
| Overall dimensions    | 38" x 44" x 44"                                |
| Safety shields        | On blade & PTO shaft                           |

**Portable 48"6 Paddle Barn Fans**

Standard with 6 HP Robin engine  
4 1/2 HP Diesel or Hydraulic Motor Optional



**D. H. WELDING**  
459 Valley Road, Quarryville, PA 17566  
717-806-0129 Leave Message



**KUHN**

**MILLCREEK FENCE & FARM SYSTEMS**  
2285 Old Philadelphia Pike • Lancaster, PA 17602  
(717) 396-8987

**Demo Unit Mixer In Stock Call For A FREE Demonstration**

**USED EQUIPMENT**

- Knight 150 Cu. Ft. Stationary
- (2) Knight 3300 Portable, 260 Cu. Ft.
- Risler 610 Feeder Cart, 8 yrs. Old, New Motor, Good Cont.

**FOR SALE**  
JD 54  
Manure  
Spreader

