

Oklahoma Feeder Cattle Weekly
Oklahoma City, OK
May 14, 2003

Report Supplied By USDA
OKLAHOMA NATIONAL STOCKYARDS, Weekly Cattle Summary — Feeder steers 1.00-3.00 higher. Feeder heifers steady to 1.00 higher. Steer and heifer calves steady. Demand extremely good for all classes with active trading throughout the long days trade. Corn belt and southern plains buyers equally aggressive for numbers. Northern buyers often shied away from Brahma cross cattle but plains buyers easily covered the gap. Bulk of receipts feeder cattle off graze-out wheat. Light cattle mostly new crop calves. Quality average to attractive, but flesh conditions continue mostly on the fleshy side. Weigh-ups gaunt to full. Buyers encouraged by last weeks excellent feedlot clearance, lighter carcass weights, higher beef trade, and strong slaughter numbers. Empty feedlot pen space is unusual this time of year and probably the major driving factor. Monday's down blip in the CME cattle pits was ignored. Compared to last week: Slaughter cows and bulls 2.00 higher. Packer demand very good in front of Memorial day. Replacement cow demand continues light. Farmer buyers non-existent at sale as haying activities and preparation for early harvest takes precedence. Many farmers still not comfortable with moisture conditions for summer pastures. Total of 660 cows and bulls sold with 55 percent to packers.

Receipts this week 16,175; last week 11,888; last year 15,667. Supply consisted of 86% yearlings over 600 lbs; 10% calves and light yearlings; 4% cows and bulls. Heifers comprised 39% of feeder and calf supply. Prices follow with weighted average weight and price in parenthesis.

FEEDER STEERS: Medium and Large 1: few 300-325 lbs (312 lbs) 112.00-115.00 (113.35); 450 lbs 109.50; 450-500 lb fleshy (476 lbs) 96.50-103.00 (99.16); 500-600 lbs (560 lbs) 97.00-101.50 (98.50), fleshy 90.00-99.00 (95.70); 600-650 lbs (622 lbs) 93.50-94.50 (93.79); 650-700 lbs (677 lbs) 85.00-93.00 (87.59); 700-750 lbs (723 lbs) 83.00-87.25 (85.13); 750-800 lbs (771 lbs) 79.25-85.75 (82.86); 800-850 lbs (823 lbs) 76.50-81.75 (78.92); 850-900 lbs (872 lbs) 74.00-80.00 (76.94); 900-950 lbs (923 lbs) 72.25-76.25 (74.48); 950-1000 lbs (970 lbs) 71.75-74.60 (73.25); 1000-1050 lbs (1016 lbs) 70.75-73.50 (73.00).

FEEDER HEIFERS: Medium and Large 1: few 400-425 lbs (415 lbs) 94.00-104.00 (96.91); 400-500 lb fleshy (476 lbs) 85.00-92.75 (87.62); 500-600 lbs (561 lbs) 84.75-89.50 (87.38), fleshy 82.50-86.00 (85.17); 600-700 lbs (650 lbs) 79.50-86.25 (83.37); 700-750 lbs (721 lbs) 76.00-80.75 (78.95); 750-800 lbs (775 lbs) 73.00-78.00 (74.91); 800-900 lbs (850 lbs) 70.75-76.50 (72.91); 900-950 lbs (919 lbs) 69.25-71.75 (70.89).

Kentucky Feeder Cattle Sales
Lexington, Ky.
May 13, 2003

Report Supplied By USDA
BLUE GRASS STOCKYARDS Daily Auction Report: Receipts: 2,269. Compared to Monday: Steer calves firm to 2.00 higher, heifer calves steady. Yearling steers mostly 1.00 to 2.00 higher, yearling heifers fully steady. Holsteins fully steady.
FEEDER STEERS: Medium and Large 1: 300-350 lbs no test, few 350-400 lbs 100.00-106.50; 400-450 lbs 97.00-105.50, 450-500 lbs 95.00-102.00; 500-550 lbs 92.00-102.00, 550-600 lbs 90.00-99.30; 600-700 lb calves 78.00-85.00, 600-700 lb yearlings 87.00-95.00, including 39 head (red-blk) 642 lbs 90.70; 700-800 lbs 78.00-85.25; 800-900 lbs 76.00-83.70; 59 head (mixed) 982 lbs 70.90 and 49 head (blk-Charx) 993 lbs 72.80. Medium and Large 2: 300-400 lbs 96.00-105.00; 400-500 lbs 86.00-93.00; 500-600 lbs 85.00-95.00; 600-700 lbs 78.00-85.00. Holsteins: Large 3: 5 head 445 lbs 79.00; 20 head 649 lbs 69.25; 13 head 729 lbs 69.25.

BULL CALVES: Medium and Large 1: 300-400 lbs 95.00-104.00; 400-500 lbs 90.00-103.00; 500-600 lbs 82.00-93.00; 600-700 lbs 74.00-80.00; 700-800 lbs 68.00-75.00. Medium and Large 2: 400-500 lbs 86.00-90.00; 500-600 lbs 78.00-85.00.

FEEDER HEIFERS: Medium and Large 1: few 300-400 lbs 86.00-95.00; 400-500 lbs 85.00-92.50; 500-600 lbs 80.00-88.50 fleshy 76.00-78.00, including 72 head (blk-Simx) 583 lbs 84.95; 600-700 lbs 75.00-84.00; 700-800 lbs 73.00-76.00. Medium and large 1-2: 49 head (mixed) 651 lbs 77.10; 38 head (mixed) 752 lbs 72.95.

National Weekly Lamb Report
Des Moines, Iowa
May 13, 2003

Report Supplied By USDA
NATIONAL WEEKLY LAMB REPORT for week ending Monday, May 12: **SLAUGHTERED LAMB PRIOR WEEK.** From Forward Contracts: Domestic 0; Imported 0. From Formula Arrangements: Domestic 17,464 head; Imported: 954.

SLAUGHTERED PACKER OWNED SHEEP: DOMESTIC: 144 head; 65-88 lbs (avg. 76 lbs); dressing 50.0-50.0% (avg. 50.0%); Choice or better 99.3%. **IMPORTED:** None.

FORWARD CONTRACT PURCHASES: No trade reported.

FORMULA PURCHASES: DOMESTIC: 946 head, 53-65 lbs, avg. 62.6 lbs; 180.10-192.00, wtd. avg. price 187.17; 7,232 head, 65-75 lbs, avg. 70.5 lbs; 178.92-202.04, wtd. avg. price 188.83. 9,813 head; 75-91 lbs (avg. 79.5 lbs); 179.94-196.10, wtd. avg. price 186.69. **IMPORTED:** 2,570 head, 68-75 lbs, avg. 71.1 lbs; 178.80-186.98, wtd. avg. price 183.80.

National Carlot Meat Report
Des Moines, IA
May 13, 2003

Report Supplied By USDA
USDA Carlot Meat 4:00 Summary: Compared to Previous Day, Prices in Dollars per hundredweight, Equated to FOB Omaha Basis.

BOXED BEEF CUTS: Box beef cutout values sharply higher on moderate demand and light offerings. Select and Choice rib, chuck, round, and loin cuts higher. Beef trimmings sharply higher on moderate demand and light offerings.

Estimated composite cutout value of Choice 1-3, 600-750 lbs carcasses up 2.34 at 139.77, 750-900 lbs up 2.28 at 139.66; Select 1-3, 600-750 lbs up 1.75 at 121.67, 750-900 lbs up 1.51 at 121.21; based on 110.83 loads of Choice cuts, 147.38 loads of Select cuts, 31.23 loads of trimmings, and 49.56 loads of coarse ground trimmings.
Estimated carcass price equivalent value of Choice 1-3, 600-750 lbs up 1.16 at 127.85, 750-900 lbs up 1.13 at 127.78; Select 1-3, 600-750 lbs up .87 at 111.00, 750-900 lbs up .73 at 110.72. Current index reflects the equivalent of 416,143 head of cattle.

NATIONAL 5 DAY-ROLLING CUTTER COW CUTOUT: The Cutter cow carcass gross cutout value was estimated at 86.96, up 2.68.

By-Product Drop Value; Hide and offal from a typical slaughter steer was estimated at 7.80, up .01.

NATIONAL CARLOT PORK: Sales reported on 72.88 loads of pork cuts and 10.0 loads of trim/process pork. Compared to Monday's close: Fresh bone-in loins 1/4" trim loins weak, 1/2" trim loins firm; butts 3.00 higher; skinned hams mostly steady to 1.00 higher; seedless bellies mostly steady; lean trimmings 3.00 higher. Trading slow to moderate, with moderate to good demand and light to moderate offerings.

Calculations for a 185 lb Pork Carcass 51-52 percent lean 0.80" -0.99" back fat at last rib — 61.38, up 1.69. Loins bone in fresh 1/4 inch trim 21 lbs/down/light 103.00-104.00. Hams bone in trimmed, 20-23 lbs trim spec 1 39.00-40.00. Seedless bellies 12-14 lbs 98.00; 14-16 lbs 100.00-105.00; 16-18 lbs 99.00.

CARLOT LAMB CARCASS: 0 head reported.

Here's something Lancaster Farming subscribers have been waiting for: the 2003 Lancaster Farming Fair Guide booklet, scheduled to premier May 24. Thousands of our readers count on Lancaster Farming to provide them with the latest fair news during the summer and fall season. You can look toward the fairs with this extensive directory, covering an eight-state region. Planned is a list of fairs and fair association news. Will photos of your family turn up in the book from fairs around the region? Check it out!

Five-Area Weekly Average Direct Slaughter Cattle
St. Joseph, Mo., May 12, 2003 — USDA Market News Service
Sales in Texas/Oklahoma; Kansas; Nebraska; Colorado; and Iowa/Minnesota Feedlots for
Week Ending Sunday, May 11, 2003

Confirmed Sales: 280,801; Week Ago: 224,353; Year Ago: 214,200

LIVE FOB BASIS SALES - Beef Breeds:

SLAUGHTER STEERS:					
	Head Count	Weight Range	Price Range	Avg. Weight	Avg. Price
Over 80% Choice	1,329	1200-1350	78.00-80.00	1,261	78.78
65-80% Choice	13,646	1060-1340	75.00-80.50	1,245	79.00
35-80% Choice	69,556	1050-1400	75.50-79.60	1,220	78.26
1-35% Choice	5,607	1100-1340	76.00-79.00	1,216	78.04
TOTAL all grades	90,138	1050-1400	75.00-80.50	1,224	78.37

SLAUGHTER HEIFERS:					
	Head Count	Weight Range	Price Range	Avg. Weight	Avg. Price
Over 80% Choice	1,156	1075-1250	77.00-79.75	1,135	78.91
65-80% Choice	6,962	1040-1230	78.00-80.00	1,139	78.93
35-65% Choice	60,144	1000-1280	75.00-79.60	1,106	78.35
1-35% Choice	1,798	1050-1200	77.50-79.00	1,114	78.39
TOTAL all grades	70,060	1000-1280	75.00-80.00	1,110	78.42


DRESSED DELIVERED BASIS SALES - Beef Breeds:					
SLAUGHTER STEERS:					
	Head Count	Weight Range	Price Range	Avg. Weight	Avg. Price
Over 80% Choice	762	788-882	125.75-128.00	816	127.10
65-80% Choice	7,476	728-860	125.00-128.00	790	126.65
35-65% Choice	32,685	675-887	123.00-128.00	788	125.47
1-35% Choice	261	732-839	124.00-127.00	803	125.77
TOTAL all grades	41,184	675-887	123.00-128.00	789	125.72

SLAUGHTER HEIFERS:					
	Head Count	Weight Range	Price Range	Avg. Weight	Avg. Price
Over 80% Choice	536	695-797	124.00-127.00	730	125.66
65-80% Choice	4,172	660-835	124.00-128.00	734	126.10
35-65% Choice	13,488	650-800	122.25-128.00	712	125.73
1-35% Choice					
TOTAL all grades	18,196	650-835	122.25-128.00	717	125.81

Weekly Weighted Averages:			
	Head Count	Avg. Weight	Avg. Price
Live Steer	90,138	1,224	78.37
Dressed Heifer	70,050	1,110	78.42
Dressed Steer	41,184	789	125.72
Dressed Heifer	18,196	717	125.81
Same Period Last Week:			
Live Steer	70,958	1,228	78.16
Live Heifer	50,687	1,117	78.08
Dressed Steer	30,011	793	124.86
Dressed Heifer	15,885	722	124.90
Same Period Last Year:			
Live Steer	53,971	1,236	68.00
Live Heifer	45,971	1,119	67.95
Dressed Steer	48,886	813	109.30
Dressed Heifer	30,032	740	108.99

WHITEWASHING with ADVANTAGE FARM WHITE

- DRIES WHITE • NO WET FLOORS
- IS COMPATIBLE WITH DISINFECTANT AND FLY SPRAYS
- DOES NOT RUB OFF EASILY
- WASHES OFF WINDOWS & PIPELINES EASILY



BARN CLEANING SERVICE AVAILABLE WITH COMPRESSED AIR

To have your barn cleaned with air it will clean off dust, cob webs & lots of the old lime. This will keep your barn looking cleaner & whiter longer.

CALL US ABOUT ON THE FARM FLY CONTROL
Serving Southeastern Pa. And More

BEITZEL'S SPRAYING


Witmer, PA 17585 717-392-7227 or
Toll Free 1-800-727-7228 7:00 AM to 5:00 PM
CERTIFIED COMMERCIAL APPLICATORS
LICENSED 41 YEARS OF SERVICE INSURED
5 Trucks For Air Cleaning And Whitewashing
RADIO DISPATCHED TRUCKS
Barn Spraying Is Our Business, not a sideline.
Spraying Since 1961

Trade In-Trade Up & Save!!!


Thinking about upgrading your milking facility? Why not trade in & trade up!



-Milking Units
\$40.00/Each
Any Brand



-Pulpers
\$30.00/Each
Any Brand



-Detector Units
\$100.00/Each
\$150.00/Each for an upgrade to Metram Milk Meters

Minimum of 6 Units to apply



Call about higher discounts on larger quantities!

Take this opportunity to save!!!

Brandt's Farm Supply Inc.
601 E. High Street
Elizabethtown, PA 17022
717-367-1221

Hockett Sales and Service Inc.
1528 N. Rt. 934
Annville, PA 17003
717-667-2896

Brandt's Farm Supply Inc.
7145 Molly Pitcher Hwy.
Greencastle, PA 17225
717-375-4555

Westfalia Surplus

ProFormance