

2000 CIH MX110 power shift
 • CIH MX110 ROPS, 2wd, PS
 • CIH 4230, ROPS, 2wd
 • CIH 7140, 4wd
 • CIH 7110, 4wd

717-445-6720

WALTEMYER'S SALES & SERVICE INC.

Route 24, 2 Miles South Of Red Lion
 717-244-4168 800-225-6314

NEW JD EQUIP	TILLAGE USED
GS 45 Commercial Walk Behind	JD 1600 12' Pull-Type Chisel
GS 75 Commercial Walk Behind	JD 2500 6X Plow
HD 75 Commercial Walk Behind	HAY EQUIP.
STX 46 Lawn Tractor	New Tonutti Sickle Bar Mower
JD 4200 MFWD	New Tonutti Hay Tedder
	NH 268 Baler w/Thrower
	JD 24T Baler
HARVESTING USED	MISC. NEW
Lot #10 Single Row Forage Harvester	Killbros 350 Gravity Box on 8 ton Wagon
JD 444 Corn Head	6' & 7' Tuffline 3pt Blades
McCurdy Box on Running Gears	3 pt Holland Mulch Lifter
JD 2RW Corn Head	413 Rotary cutter
The Giant Drag Elevator	USED
	(2) 4' SOLD JD 261 Grooming Mower
PLANTING USED	MGS Trailer
510 Grain Drill	MF SOLD Sure Spreader
16X7 w/Grass Seed & Fertilizer	JD F1145 w/72" Deck Meteor 87" 3 pt. Snow Blower
7200 6R Planter, Completely Rebuilt	14' Starcraft Boat & Trailer
LF 10 Fertilizer Spdr	JD 25A Flail Mower F1145 w/72" Deck
Store Hours	
Monday-Friday 8-5	Saturday 8-12

Top-Air Sprayers 500-750 Gal. IN STOCK MUST SEE!

	NH 145, Like new, hauled 30 loads.
	Gehl 322 540PTO EX.
	JD 7200 Maxemerge 2, 4RN, Dry, Lock & Load, EXCELLENT, Completely gone Over!
	Kinze 2600 12RN Liquid EX.

• NH 8770, FWD-SS, 20 8x42 Duals, 2550 hrs, My Personal Tractor

SPREADERS

- IH 275 2 btr tandem Ex Collectors Quality
- Gehl 1322 Scavenger, like new, tandem, 2000 model
- NH 155, Choice of Options EX
- Gehl 322 Scavenger VG
- NH 327, 3 btr, 130 bu EX
- NH 185, Choice of Options VG
- NH 145, 2 btr, hauled 30 loads "New"
- Rebuilt NH Tailgates

OTHER VERY GOOD EQUIPMENT

- Demco 500 gal, 45" Hyd fold, controller, single axle, VG
- AG-Chem 500 gal 45" Hyd, Ravens, tandem
- NH 28 Blowers, VG
- Glencoe, 20' field cultivator w/Hyd fold
- Sunflower 4212 Coulter Chisel w/9 Shanks
- PH Sprayer, 40' Hyd fold 300 gal
- H&S 16 Wheel Hyd. Fold Rake, VG, 27'-30"

PLANTERS & DRILLS

- JD 7200 4RN, Dry, unit mtd coulters, rebuilt, loaded, compare w/new
- JD 7000 6RN, Liquid, Lippy Coulters
- JD 4300 18x7 GSA, press wheels, Fx
- Kinze 2600 12 RN EX, Liq
- 100 21x7 Drill GSA Soybean Special, Press wheels, VG

Duffield Agri-Service
 1199 Welsh Run Rd., Greencastle, PA 17225
 717-328-2336

See Binkley & Hurst Bros. Inc. For Service & Sales of Quality Gehl Machines Super Financing Now Is A Good Time To Make A Deal At Binkley & Hurst!

BINKLEY & HURST BROS. INC.

Check Out Our Complete Line of Quality Loaders

3635	36 hp diesel 1050 lb SAE operating capacity 4410 lb operating weight	5635 Series II	80 hp diesel 1900 lb SAE operating capacity 6960 lb operating weight
3935	36 hp diesel 1260 lb SAE operating capacity 4550 lb operating weight	6635 Series II	80 hp turbo diesel 2350 lb SAE operating capacity 7365 lb operating weight
4635	44 hp diesel 1425 lb SAE operating capacity 6060 lb operating weight	7600	80 hp diesel 3150 lb SAE operating capacity 9425 lb operating weight
4835	57 hp turbo diesel 1625 lb SAE operating capacity 6240 lb operating weight	7800	110 hp turbo diesel 3600 lb SAE operating capacity 9475 lb operating weight

SKID LOADER From Binkley & Hurst Bros. Inc. 1-800-414-4705



Gehl 170 & 125 Mix-Alls
 The #1 Name in Feedmaking

- Total hydraulic control
- Self-contained hydraulic system
- Electronic scales for precise ration weighing

If You Need A Compact Skid Loader For Tight Work Areas and Yet Need Power & Performance, Consider a Low Cab Height GEHL Model 3935 Diesel

With the best size-to-strength ratio of any skid loader in its class, the compact Gehl 3935 model provide higher overall performance with more fuel efficiency, reduced noise levels, and improved breakout force. It's the only compact loader that gives you big loader performance. Powered by 36 Hp Yanmar Fuel Efficient High Torque Diesel, Cab Height Approx. 72", 1260 Lb Safe Carrying Load Capacity and Up to 2720 Lb Load Tip up Capacity, 14.4 GPM Hyd. Flow For Attachments 60" Bucket, Choose From 27x10.5x15 or 10.00x16.5 Flotation Tires



Buy Now & Save Dollars! GEHL 7600 SKID LOADER GEHL DEMONSTRATOR SKID LOADER




Gehl Model 7600, SAE Operating Load 3150 Lbs., Up To 3600 Lb Lift Capacity, Nearly 12 Feet High, 2 Speed Almost 14 MPH

GEHL MAKE A DEAL!
 Model 7800 in stock with Cab Air Heater & Ride Control

- Strongest Load Capacity up to 3,600 lbs.
- Highest Lift Height Nearly 12 ft
- Fastest Ground Speed Up to 14 mph
- Most Powerful Engine Up to 110 hp

Quality GEHL From Binkley & Hurst Bros. Inc. A Great Time To Buy! GEHL FULL LINE FORAGE BOXES BUILT TO LAST!



The New GEHL Model FX1620 Forage Box Is In Stock! Get A Deal Now

With four models to choose from in eleven configurations, Gehl has the forage box to meet your needs. Models include front unload, rear unload, front and rear unload, and heavy-duty Forage Max™ models

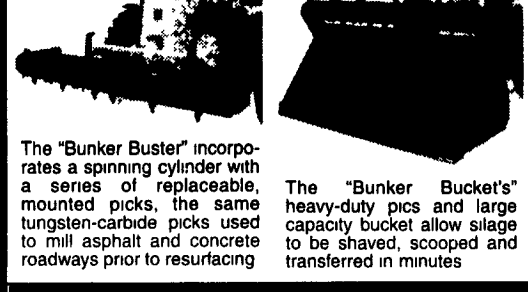
See Our New Trailer Mount Boxes!

Call Merv

Gehl Silage Mill Attachments for all your loader needs. WITH A GEHL YOU DON'T GET JUST LOOSEN!

GET A GEHL FROM BINKLEY & HURST BROS. Optional Attachments Available!

Cleanly shave hard-packed bunkers with Gehl silage mill attachments.



The "Bunker Buster" incorporates a spinning cylinder with a series of replaceable, mounted picks, the same tungsten-carbide picks used to mill asphalt and concrete roadways prior to resurfacing

The "Bunker Bucket" heavy-duty picks and large capacity bucket allow silage to be shaved, scooped and transferred in minutes

Heavy Duty Wheel Rakes by GEHL From Binkley & Hurst



GEHL Trailer-Type V-Rakes

2 Raking Width Rakes In Stock

SPECIFICATIONS	WR418	WR520
Number of fingerwheels	8	10
Wheel diameter	55-1/8" (1400 mm)	55-1/8" (1400 mm)
Teeth per wheel	40	40
Working width	19'5" (5.88 m)	21'8" (6.56 m)
Transport width	10' (3 m)	10' (3 m)
Tire size	175/70x14	175/70x14
Weight	1027 lbs (467 kg)	1716 lbs (780 kg)

A Great Machine To Load Open Top Van Trailers!

The Ideal Machine to Grade, Level and Pack Bunk Trench Silos with over 11-1/2 Tons of Weight

LOOKING FOR A LOADER WITH A LONG REACH AND A HIGH LIFT?


BINKLEY & HURST BROS. INC. HAS EXACTLY WHAT YOU NEED!

WHEN IT COMES TO LOADING TRUCKS OR MIXERS, YOU HAVE SPEED LOADING WITH NO HEIGHT RESTRICTIONS, UP TO 30' FAST!

See Binkley & Hurst Bros., Your GEHL Agri-Loader Dealer!

THE NEW AL-730 TELESCOPIC LOADER

Do More with Gehl's New Agri-Loader™ Telescopic Loader



Looking for a better way to attack trench silos? Agri Loader™ is the answer. In fact, it's the **Quick Attach** all your material handling needs

GEHL YOUR LIVESTOCK IMPLEMENT LINE

Powershift & shuttle reverser, 4-wheel drive up to 22 MPH. Available with all kinds of attachments - bucket with bolt-on edge (with optional ensilage auger), pallet forks & grapples. Forward reach almost 17 feet and 30 foot height.


Get a GEHL, see Binkley & Hurst Today! Low Rate Financing and Cash Discounts! Serious About This Type of Loader? Call for a demo!

SUPER CASH PRICES OR SUPER FINANCE RATES PENDING CREDIT APPROVAL. QUALITY NEW GEHL FROM BINKLEY & HURST BROS.

Binkley & Hurst Bros. Inc. has a New Gehl 1410 Box Spreader In Stock for a Reliable Performer and Great Price

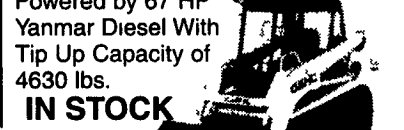
410 Bushel Rating with Hyd. to last with a 12-Year Guarantee. See Binkley & Hurst Soon!

Other smaller economy priced box spreaders in stock!



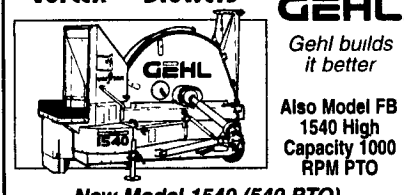
Don't Let The Mud & Slop Stop Your Loader Let Binkley & Hurst Bros. Keep You Going with a GEHL COMPACT TRACK LOADER Model CTL 60

Powered by 67 HP Yanmar Diesel With Tip Up Capacity of 4630 lbs. **IN STOCK**



Ready To Work! Great To Be Used In Many Applications Such As: Turf Farms, Golf Courses, Landscaping, Snow Removal, Nurseries and Most Farm Applications Serviceability

"Vortex™" Blowers GEHL



Gehl builds it better. Also Model FB 1540 High Capacity 1000 RPM PTO

New Model 1540 (540 PTO)

- Twin spinners Rifle material at nearly 35 mph
- Twin-sided fan disc Paddles on both sides
- Split rim sheets Feature a replaceable inner liner
- Many convenience features

Also Model 1580 1000 RPM High Capacity In Stock!

CTL80 Compact Track Loaders

Follow the tracks to Gehl if you're searching for a new solution to muddy work site challenges!



Introducing new Compact Track Loaders from Gehl. They come with everything you expect from Gehl plus more: more power, more traction, more comfort and more convenience. It's cutting-edge engineering that provides you with clear work site solutions. And that's just the beginning. Joy Stick Controls & More, 100 HP, Almost 6 Ton