

7511 Allentown Blvd.
Harrisburg, PA 17112






















**AFFORDABLE
CARS AND TRUCKS, INC.**


717-652-1925
FAX 717-652-4888
www.autotrader.com/view/
affordable car and truck

**75 TRUCKS
IN STOCK**

"You Gotta Believe!!"

New Exit #72A, Rt. 81 N; Rt. 22 East of Harrisburg; 3 Miles North of Hershey Park

<p>96 DODGE RAM 2500 4X4 SLT LARAMIE EXT. Longbed Cummins Turbo Dsl AT AC, PW PDL Cruise Tilt, Very Clean All Black Truck New PA Insp - Ball Joints & Track Bar! Needs Nothing 180K  \$11,995</p>	<p>96 FORD F250 XLT 4x4 HD Ext Cab Longbed 7.3 Powerstroke with 5-Speed AC PW PDL Cruise & Tilt Only 88K Very Rare Truck in Prime Condition Farmers & Pullers This is What You've Been Waiting For!  \$16,995</p>	
<p>96 FORD F250 XLT 4X4 EXT. CAB 7.3 Powerstroke, DSL Longbed, AT AC PW, PDL, Tilt, Cruise Black/Silver Only 60,000 Mi New Condition  \$17,500</p>	<p>96 DODGE 1500 LARAMIE 4x4 SPORT EXT. Shortbed, V8, 5 Sp., AC, PW, PDL Looking For A Sporty, Fun, Good Looking Truck? Gets About 20 MPG With Stick, 100,000 Mi  SALE \$8,495</p>	<p>94 CHEV 2500 H.D. 4X4 SILVERADO 100,000 Mi., 350 V8, AT, AC, PW, PDL, Tilt, Cruise, 8600 GVW, Fully Equipped & Extra Clean,  \$9,500</p>
<p>96 DODGE RAM 1500 LARAMIE SLT 4x4, V8, Gas, Ext Shortbox, AT, AC, PW, PDL, Tilt, Cruise, Real Sharp Truck 100,000 Mi  \$8,995</p>	<p>97 FORD F350 XLT 4x4 SUPER DUTY CREW CAB LONGBED AT Powerstroke AC, PW, PDL, Cruise Real Nice Truck, 114K Must See!  \$17,999</p>	<p>90 FORD RANGER Ext. V6, AT, AC, Full Power & Looking Like New, 100,000 Miles, PA Local Owner  \$2,900</p>
<p>97 FORD F350 XLT 4x4 H.D. 1 Owner, 7.3 Powerstroke Dsl 5-Speed AC PW PDL Tilt Cruise All Black & Like New All Factory Paint Extra Clean Truck 100 000 Mi  \$15,995</p>	<p>96 FORD F250 XLT 4x4 H.D. 8600 GVW, 460 V8 AT, AC, PW, Pdl, Cruise, Tilt, All Black & Sharp, Like New Cond! 100,000 mi  \$9,995</p>	<p>99 FORD F350 XLT 4x4 SUPER DUTY QUAD CAB Longbed 7.3 Powerstroke AT AC PW, PDL, Cruise, TPS Power Pack, Red & Extra Clean I'd Call It A 10.0, 101 000 Mi  \$18,995</p>
<p>95 DODGE RAM 2500 SLT 4X4 LARAMIE Cummins DSL 5-Sp AC PW PDL Cruise Tilt Only 112K Like A New Truck!  \$13,995</p>	<p>99 FORD F250 XL 4x4 7.3 Powerstroke AT AC Cloth Seat Vinyl Floor Bright Red Body, In Fantastic Shape, Truck is Real Nice Fellas PA 1 Local Owner 100 000 Miles  \$14,000</p>	<p>95 TOYOTA TACOMA 4x4, EXT. CAB, V6, 5-Speed, All Equipment, 100 000 Miles, All Black & Beautiful!  \$8,995</p>
<p>95 FORD F250 XLT 4x4 Longbed 5.8 V8 351, 5 Sp., 8800 GVW Only 90K, AC, PW, PDL, Cruise + Tilt, Showroom Looking Condition  \$10,995</p>	<p>96 FORD F250 XLT 4x4 EXT. Longbed, 7.3 Powerstroke Dsl, AT, AC, PW, PDL, Tilt, Cruise & More, Black/Silver, Nice, Clean Well Kept Tk., 160K  \$12,995</p>	<p>95 FORD F250 XLT 4x4 8600 GVW, 5.8 V8, GAS 351, AT, AC, PW, PDL, Cruise & Tilt, Like New In Every Way! 98K  \$8,995</p>
<p>92 CHEV. 1500 SILVERADO 4x4 Ext Cab, Shortbox, 350 V8, AT, AC, PW, Pdl, Cruise & Tilt Beautiful 1-Owner Truck, 100,000 Mi  \$7,995</p>	<p>89 CHEVY CARGO VAN Has 8 Passenger Seating Also, 350 V8, AT, Clean, Solid, No Rust on Body, Perfect Condition! 100,000 Mi  \$2,500</p>	<p>99 DODGE RAM 3500 4x4 LARAMIE SLT QUAD CAB, Longbed, Cummins Turbo Dsl 5-Spd, AC, PW, PDL, Cruise, Tilt, P Seat, Stereo and more 140k All black and showroom condition Well cared for PA 1-owner  \$20,495</p>
<p>01 FORD F-350 XLT 4X4 CREW CAB DUALY, Super Duty Longbed, 7.3 Powerstroke, AT AC, PW, PDL, Cruise, Tilt, Alloys, Black Truck, Like New! 120K All Highway, Fully Serviced  \$23,995</p>	<p>99 DODGE RAM 2500 4x4 LARAMIE SLT QUAD CAB Longbed, Cummins Turbo Dsl, 5-Sp., AC, PW, PDL, Tilt, Cruise, Real Clean, 1-Owner Truck, 81,000  \$19,995</p>	<p>98 FORD F350 SUPREME 18' Box Truck 11,500 GVW's, Rollup Door, Plank, New Tires, Brakes, & Insp., AT, AC, Stereo, 5.4 Triton, 100,000 Mi., Superb, Sharp We used truck all year!  \$8,999</p>



6 Ton 'AgriKing' Gooseneck \$4,850
Available in Pintle Hitch



5 Ton Capacity \$4,650
Tilt Bed



9 Ton Dual Tandem \$5,500
Tilt Bed

KEYSTONE TRAILERS Inc.

• SALES • PARTS • SERVICE • HITCHES
1657 Rohrerstown Rd. • Lancaster, PA 17601
Phone 717-581-9020 • Fax 717-581-9055
www.keystonetrailers.com
Leasing & Financing Available
Mon.-Wed.-Fri. 8:00 a.m. to 6:00 p.m.
Tues.-Thurs. 8:00 a.m. to 5:00 p.m.
Sat. 8:00 a.m.-12:00 noon

Motorcycle ATV - Snowmobile
Utility Landscape Cargo
Car Haulers - Race Trailers
Hydraulic Dumps - Concession
Construction - Equipment Haulers
1500# to 12 Ton Capacity
8' to 48' Length
Replacement Parts - Accessories
Lighting Wiring Hitches & Towing
Accessories Brake Control - Ramps -
Tie Downs Tool Boxes - Motorcycle
Carriers - Cargo Carriers - Wheels &
Tires Bicycle Racks Load Control
Straps & Equipment
On Site Tag Title & Registration


**90 DAYS SAME AS
CASH AVAILABLE**

FARM DUMP TRAILERS

(Direct from the Manufacturer)

6-Ton Dump Trailer



- 10 ft x 7 ft
- Floating Tandem Axle
- 3 ft Front 3 ft Tailgate & Grain Chute
- 16 in Extendable Sides
- 10 ga Floor & Sides
- 11Lx15 Flotation Tires
- 2-Way 4 in x 24 in Hydraulic Cylinder includes hoses



\$3,200 U.S./delivered

7-Ton Road Dump Trailer

- Fifth wheel or bumper type
- 16 ft x 8 ft deck 3 ft front rack and pockets side & back
- DC hydraulic pump & battery mounted in locking tool box
- 12 ton drop leg jack
- 10 ga floor
- 6x3x3/16 tube main frame
- Sealed beam lighting
- 7000 lbs per axle rating
- Electric brakes on both axle
- 16" tires on white spoked rims
- \$6400 U.S delivered in Northeast U.S.A



Tilt & Load Trailer 10,000 to 14,000 lb. Capacity
Excellent for loading low riding equipment various lengths available.

- DC Hydraulic pump includes deep cycle marine battery mounted in toolbox
- 7000 lb drop leg jack
- 3" channel cross members every 16" centre
- Pressure treated wood floor
- Sealed beam lighting
- Sand blasted, epoxie primed & painted
- 11 degree load angle on 24 ft trailer

BERKELMAN'S WELDING

RR 7, AYLMEER, ONTARIO, CANADA N5H 2R6
(519) 765-4230