

REYNOLDS SCRAPER - \$16,750

Model 14P 10' cut, (4) 11 25 x 28 Tires
Good Condition

F.O.B. Copenhagen, NY 13626
717-944-7481 or 1-800-346-8524
More photos at www.zeager.com/scraper



BUYING & SELLING USED CONSTRUCTION EQUIPMENT, NEW & USED PARTS & ATTACHMENTS CALL

H.E.L.P., INC.
(717) 469-0039
FAX (717) 469-7679

Specializing In Caterpillar Parts
also available for Case, Fiat, IHC,
Komatsu, Deere, Etc
ALL PARTS AT DISCOUNT PRICES!
"PARTS LOCATING SERVICES"
Call Us For Your Parts & Service
Manual Needs

**HEAVY EQUIPMENT
LOADER PARTS, INC.**
10070 Allentown Blvd., Grantville, PA 17028


Cat 910 loader, SS#
80U6292, 20 hrs on rebuilt
eng, 50% tires, good
brakes, cab has heater,
lights, wipers, good cond,
good tight machine, this
machine comes w/bkt
85" wide, forks 46" long,
ex cond, \$15,500.
1-800-259-6304

Reconditioned Monter-
gomery Wood Hog
grinder/blower mdl 26HD
301-271-3896

Skid Ldr tracks for 1840
10x16.5 \$475. Tailgator
mount kit. 717-292-6361.

Older 15 ton 19ft General
deck over trailer, \$2750.
570-345-4882

ATTENTION FARMERS AND CONTRACTORS N.H. LX565 Skidloader Rental Best Rates in Lancaster County



Rental includes material bucket,
tooth bar and pallet forks
Trailer rental or delivery available
\$100 00 per day, \$400 00 per wk
\$1 200 per month

CALL TODAY TO RESERVE
717-464-1744 OR 226-4519
ask for John Baker

Equipment

CHALK

Sales - 150 Forklifts
In Stock



410-686-6800
BALTIMORE, MD

See Binkley & Hurst Bros. Inc. For Service & Sales of Quality Gehl Machines Super Financing Now Is A Good Time To Make A Deal At Binkley & Hurst!

BINKLEY & HURST BROS. INC.

GEHL

Check Out Our Complete
Line of Quality Loaders

3635 36 hp diesel
1050 lb SAE operating
capacity 4410 lb
operating weight

3935 36 hp diesel
1280 lb SAE operating
capacity 4550 lb
operating weight

4635 44 hp diesel
1425 lb SAE operating
capacity 6060 lb
operating weight

4835 57 hp turbo diesel
1625 lb SAE operating
capacity 6240 lb
operating weight

5635
Series II

60 hp diesel
1900 lb SAE operating
capacity 6960 lb
operating weight

6635
Series II

80 hp turbo diesel
2350 lb SAE operating
capacity 7365 lb
operating weight

7600

90 hp diesel
3150 lb SAE operating
capacity 9425 lb
operating weight

7800

110 hp turbo diesel
3600 lb SAE operating
capacity 9475 lb
operating weight

SKID LOADER From Binkley & Hurst Bros. Inc.

1-800-414-4705

GEHL EXCAVATORS WORK, WORK & WORK!

See Binkley & Hurst Bros. Today

**BEFORE YOU BUY A PRE-OWNED
EXCAVATOR, YOU OWE IT TO YOUR-
SELF TO CHECK OUR QUALITY FEAT-
URES AND PRICING ON A NEW
GEHL IN STOCK AT
BINKLEY & HURST BROS. INC. TODAY**
A Demonstration Will Prove Our Fine-Tuned
Operating Smoothness!

GEHL GE1202 COMPACT EXCAVATOR



Needs A Home
Where There
Is A
Lot of Hard
Work

(NE 9552)
98 4 HP Diesel Yanmar Engine 89.2 GPM at 2910 PSI Hyd 2 Sp Travel
on 20 Steel Tracks Cab with AC & Heat AM/FM Cassette 9b Dozer
Blade Backhoe Boom swing 60 Deg Left to 45 Deg Right 3U Trenching
Bucket 14.9 Dig Depth

If You Need A Compact Skid
Loader For Tight Work Areas and
Yet Need Power & Performance,
Consider a Low Cab Height
GEHL Model 3935 Diesel


With the best size-to-strength ratio of any
skid loader in its class the compact Gehl
3935 model provide higher overall perform-
ance with more fuel efficiency, reduced
noise levels, and improved
breakout force It's the
only compact
loader that
gives you big
loader performance

Powered by 36 Hp Yanmar Fuel Efficient
High Torque Diesel, Cab Height Approx
72 3" 1260 Lb Safe Carrying Load
Capacity and Up to 2720 Lb Load Tip up
Capacity 14.4 GPM Hyd Flow

For Attachments 60" Bucket, Choose From
27x10 5x15 or 10 00x16 5 Flotation Tires

Buy Now & Save Dollars!

GEHL 7600 SKID LOADER GEHL DEMONSTRATOR SKID LOADER



Gehl Model
7600, SAE
Operating
Load 3150
Lbs Up To
3600 Lb Lift
Capacity,
Nearly 12
Feet High, 2
Speed
Almost
14 MPH



Trencher

MAKE A DEAL!
Model 7800 in stock with Cab
Air Heater & Ride Control

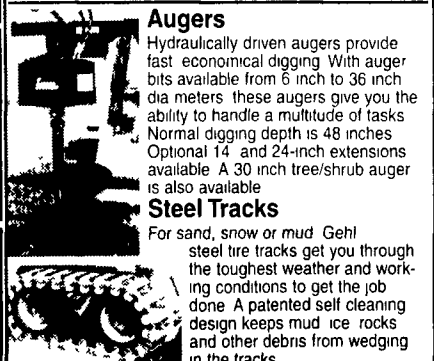
- Strongest Load Capacity up to 3,600 lbs
- Highest Lift Height Nearly 12 ft
- Fastest Ground Speed Up to 14 mph
- Most Powerful Engine Up to 110 hp

BACKHOES IN STOCK FOR YOUR SKID LOADER



The challenge - produce a line of skid
loaders that will do the job for construc-
tion contractors landscapers renters
and farmers The solution - the Gehl 35
Series skid loaders engineered for effi-
ciency and built for performance

Some sizes up to 11 foot digging
depth. Backhoes available for other
makes of Skid Loaders!




Augers

Hydraulically driven augers provide
fast economical digging With auger
bits available from 6 inch to 36 inch
dia meters these augers give you the
ability to handle a multitude of tasks
Normal digging depth is 48 inches
Optional 14 and 24-inch extensions
available A 30 inch tree/shrub auger
is also available

Steel Tracks

For sand, snow or mud Gehl
steel tire tracks get you through
the toughest weather and work-
ing conditions to get the job
done A patented self cleaning
design keeps mud ice rocks
and other debris from wedging
in the tracks

Power Landscape Rake Hammers



Brooms

Don't Let The Mud & Slop Stop Your Loader

Let Binkley & Hurst Bros. Keep You Going with a

GEHL COMPACT TRACK LOADER

Model CTL 60

Powered by 67 HP Yanmar Diesel With Tip Up
Capacity of 4630 lbs

IN STOCK

Great To Be Used In Many Applications
Such As:

Turf Farms, Golf Courses, Landscaping, Snow Removal,
Nurseries and Most Farm Applications Serviceability



Ready To Work!

BINKLEY & HURST BROS. INC., YOUR GEHL DL SERIES DYNALIFT® TELESCOPIC HANDLER

Model DL6 Instock
with 7000 Lb. Lift,
A 42' Height with
J. Deere Diesel Power

NOW FEATURING:


Choice of low or high boom profiles
Choice of 40, 42, 44 and 55 ft. maximum lift
height options

Choice of lift or loader oriented tools

The DL Series is the ultimate reach,
carry, placement and digging machine.
Get it all with Gehl's DL Series Dynalift®
at Binkley & Hurst Bros. Inc.

From little to big - up to 12,000 lb.
lift capacity!

Ask Dean About a CPO
Rent To Own Contract



LOW PROFILE

With the Select-A-Boom system you
choose the boom profile that best
fits your operation

HIGH PROFILE


The high boom is often preferred when working in tight spaces while the low boom
has become popular for the all around visibility it affords

It's Your Choice!



Priced Similar to Straight Mast Forklifts with a Lot
More Stability and Versatility

In Stock At Binkley & Hurst Bros. Inc.
**GEHL 4 WHEEL DRIVE MODEL 553
TELESCOPIC DYNA HANDLER WITH
FORK LIFT AND BUCKETS**



Loader Work

Construction

Agricultural

In Stock with Bucket and 66" Wide Framers Carriage with Set of
(2) 48" Forks Powered by 80 HP Diesel

LOOK AT THESE FINE FEATURES!

3 Speed Power Shift on the Go
Internal Wet Disc Brakes
2 or 4 Wheel Steering or Crab Steering
Automatic Self Leveling Forks or Bucket System
Joy Stick Boom Control
Maximum Lift Capacity 6000 Lbs
Full Height 34 Feet 4000 Lbs
Quick Release Bucket & Fork Attachment



Let's Get Together! See Binkley & Hurst Bros. Soon.
Ask For Dean

BINKLEY & HURST BROS. INC.

133 Rothsville Station Rd., P.O. Box 0395
Lititz, PA 17543-0395 (717) 626-4705 1-800-414-4705
Fax 717-626-0996

Farm Plan
A Service of FPC Financial

