


Out-Of-Season Specials From Hooper - Now

USED TRACTORS

No Interest For up to 9 Months on New Tractors and up to 6 Months on Used Tractors*



A 23803 2000 CIH MX 220 MFD Cab, 1973 Hours, 3 Pt Hitch, 1000 PTO, 3 Remotes, Tires: Front - 16.9 x 30, Rear - 18.4x46 Rear, 185 HP



A 32028 1977 IH 1486 Cab, 6198 Hours, 540/1000 RPM, 3 Pt, 2 Remotes, Diesel, Tires: Front-11x16, Rear-20.8x38, 145 HP



A 43058 1998 CIH 8940 MFD Cab, 1904 Hours, Tires Fr-16 9x30, Rear-20 8x42, 3 Remotes, 1000 PTO, 3 Pt Hitch 205 HP




A 43237 1995 CIH 5240 MFD Cab w/Loader, 96" Bucket, 540/1000 PTO, 3 Pt Hitch, 2 Remotes, Powershift, Tires Front-14 9x24, Rear-18 4x38, 100 HP



A 24788 1997 CIH 8920 2WD Cab, 1489 Hrs, Diesel, Cab, Wfe, 540/1000 Pto 3 Pt Hitch, Top Link, Pto Shld, 155 HP+



A 43678 1998 CIH MX 100 MFD Cab w/Woods Loader, 641 Hrs, 540/1000 Pto, 3 Pt Hitch, Tires Fr-14 9x28, Rear-18 4x38, 2 Remotes, 85 HP



C 43495 IH 756, 8300 Hours, 18 4x38 Rear Tires, 76 HP



A 24411 1979 IH 886 2WD, 5652 Hours, 16 9x38 Rear Tires, 540/1000 PTO, Front Weights, Engine & T/A Overhauled 86 HP



C 32137 1973 IH 1066, 5523 Hours, 3 Pt, 540/1000 PTO, 2 Remotes, T/A, Gear Tires Front-10 00x16, Rear-18 4x38, Diesel, 116 HP



B 43287 1989 JD 4755 MFD Cab, 4235 Hours, 1000 PTO, 3 Pt Hitch, 3 Remotes, Powershift, New Duals, Top Link, Front & Rear Weights, 177 HP



C 42634 1982 IH 5088 Cab, 8115 Hours, 3 Pt Hitch, AC/Heat, Tires Front-11x16SL, Rear-18 4x38, PTO Shield, Gear, Top Link, Diesel, 136 HP



C 32134 1984 Case 1594 MFD Cab, 3639 Hours, 540 PTO, 3 Pt, 2 Remotes, Diesel, Powershift, Tires Front-13 6x24, Rear-18 4x34



B 43937 1997 CIH 9390 4WD Cab, 3680 Hours, Front & Rear 20 8x42 Goodyear Triples, 4 Remotes, Owners Manual, 425 ENG HP




A 24663 CIH STX 325 4WD, 135 Hours, Powershift, 4 Spool Electro Hydraulics, Standard Drawbar, Monitor Mount, Field Light Pkg, 325 ENG HP


USED 4WD TRACTORS



D 23750 1992 JD 8760 4WD Cab, 7221 Hours, 1000 PTO, 3 Remotes, PTO Shield, 24 Speed, Front & Rear Tires - 20.8 x 42, 300 ENG HP



B 43094 1999 CIH 9370 Quadtrac, 3578 Hours, 1000 PTO, 4 Remotes, 12 Speed Powershift, Bareback Hitch, 360 ENG HP



B 43827 Steiger PT225, 5635 Hours, 187 HP



B 24103 1976 IH 4396 4WD Cab, 3235 Hours, 3 Pt Hitch, 3 Remotes, AC/Heat, Tires 18.4x38 Front & Rear Duals, Good Condition, 163 HP

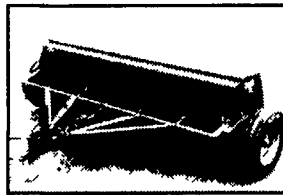


B 42511 1982 Versatile 565 Cab, 3925 Hours, Diesel, 1000 PTO, 3 Pt Hitch, 18.4x38 F&R Duals, Top Link, Synchro, Good Condition, 182 PTO HP


USED PLANTERS & DRILLS




C 32138 1997 Great Plains 6030 6 Row Narrow No-Till Corn Planter with Dry Fertilizer, Dickey John 3000 Monitor




C 24276 CIH 5100 Drill, 24x6, 3" Press Wheels, Tine and Basket, Good Opener Blades



B 43247 CIH 5300 Drill w/ Twin Hitch, 24x6, Conventional 3x13 Press Wheels, Markers



A 24777 IH 800 4RN Planter, 4x30, Conventional Double Disc Openers, Press Wheels, Fertilizer, Insecticide



B 23828 IH 800 4RN Planter, Liquid Fertilizer, Markers, Insecticide Cyclometer III Monitor



B 24499 1993 Great Plains 307 NT Drill, 3" Press Wheels, 48x7 5" Spacing, New Openers



B 42569 1995 Great Plains 2S 30' NT Drill, 48x7 5", 3x13 Press Wheels, Turbo Coulters, Monitor, Drill Completely Rebuilt Last Year

USED COMBINES

No Interest Until 9/1/2003 on New and Used Combines & Heads*



C 31520 1989 JD 9500 4WD, 4915 Hours, Monitor, FDR/REV, Rock Trap, Grain Loss Monitor, Tires: Drive - 30.5L x 32, Steering - 18.4 x 36 FS



A 22724 1989 CIH 1680 2WD, 2654 Hours, Field Tracker, Specialty Rotor, GLM, Rock Trap, Tires: Drive-30.5x32, Steering-14.9x24




A 23008 1979 IH 1460 2WD, 3450 Hours, Standard Rotor, w/810 Platform, Auto Header Control, Tires: Drive-28Lx26, Steering-18.4x16.1




B 43691 1996 CIH 2188 4WD, 2740 Hrs, Spec Rotor, Rock Trap, Straw Chopper, Field Tracker, GPS, 30 5x32 Drive Tires



B 41749 1996 2188 2WD, 2675 Hours, Field Tracker, Spec Rotor, 2 Spd Hydro, Rock Trap, GLM, Chopper, Tires Drive-30 5x32 Steer-18 4x26



A 24279 1993 CIH 1688, 1807 Hours, Rock Trap, Field Tracker GLM, Tires Drive-30 5x32, Steer-14 9x24, 3 Extra Concaves



B 43113 1989 CIH 1690 2WD, 3344 Hours, Specialty Rotor, Straw Chopper, Tires Drive-18 4x38 Duals, Steer-16 9x24




A 24353 1989 CIH 1680 2WD, 3665 Hours, Rock Trap, Field Tracker, Tires Drive-30 5x32, Steer-14 9x24



B 43509 1989 CIH 1640 2WD, 3436 Hours, Spec Rotor, No Chopper or Rock Trap, 24 5x32 Drive Tires




C 42563 1984 IH 1460 2WD, 4207 Hours, Chopper, AC/Heat, Spreader, Tires Drive-30 5x32, Steer-14 9x24, Fair Condition



C 18812 1977 IH 715 2WD, 3450 Hours, Conventional Rotor, Grain Loss Monitor, Chopper, Tires Drive-23 1x26, Steer-10 x 15

*Financing Options Subject to Change Without Notice On Most Models

USED TILLAGE



A 24331 1999 Krause 6318A Landstar, 18" Cut, Disc Gangs, K-Tine Shanks, Star Wheels, Tine & Reel



B 18970 Krause 4907 25' Folding Rigid Disc, 9" Front and R Spacing, Blades - 20" front, 21" Rear, Rr Hitch



B 42913 Krause 4927A Disc, 25' 3" Width, 9" Spacing, Duals on Center and Wings



C 32094 Rhino 890 9 Shank Slicer Chisel Plow, Spring Reset Shanks, Spring Coulters, Rockflex, Hydraulic



C 32119 CIH 496 26' Rockflex Disc, Blades Front-20" Rear-21", Scrapers, Cylinders and Hoses, 7 5" Fr & Rr Spacing, Hydraulic Wings



B 42597 JD 630 22' Disc, 19" Front Blades, 7 5" Spacing, Duals on Center, Singles on Wings



B 43057 Case DMI 2500B 6 Shank No-Till Subsoiler, New Shanks, Points & Coulters, 75 Acres, Like New



C 32084 IH 501 Disc, 20' 6" Cut, 13' 6" Transport Width, Center Duals Cylinder & Hoses, Scrapers, Blades Front-22.5", Rear-22"

VISIT US ONLINE: WWW.HOOBER.COM

McALISTERVILLE, PA
800 433-6679 (C)
INTERCOURSE, PA
800 732-0917 (A)
MIDDLETOWN, DE
800 341-4028 (B)
SEAFORD, DE
800 843-3056 (D)

HOOBER
HOOBER, INC.
FOUR LOCATIONS