

KELLER'S FARM MACHINERY

116 Richlandtown Pike
Quakertown, PA 18951

215-536-4046

Ford 8670, 4x4 w/duals, cab
Ford 1700 w/Ford loader
Ford 335 loader, 3 pt PTO
Ford 420 loader, gas, new paint
Ford 7610, 4x4, cab & loader
Ford TW15, 4x4, w/cab
Ford TW20, 4x4 w/cab
Ford 7610, Series II, 4x4, new paint
Ford 2000, offset w/1R cultivator
Ford 1520, 4x4 w/Ford loader
Ford 3930, 4x4 Cab, Air, Loader
Ford 4630, 4x4 cab & Ford loader
Ford 3400 Gas w/Forklift
Ferguson 30, real nice
AC D-17, PS, 3pt. Hitch
JD 1520D, 3 pt., WF
MF 1040 4x4 Loader/backhoe
Ford 5600 w/Dual Power
IH 274 offset w/1R cultivator

J&T Farm Inc. 717-445-4494




1990 JD 5830 4wd, 2154 Orig. Hrs.,
KP 4R Corn Head, **Just Came In**
1985 JD 5720, 2794 Hrs., KP
40 Knife Cutter **\$18,000**
1987 JD 5830, 2887 Hrs., 6R Corn Head,
40 Knife Cutter, 4 Meter Hay Pickup,
Nice Machine. **\$41,000**
JD 5830 2WD, 1800 Orig Hrs., KP,
4R Kemper Head, 7' Hay Pickup **Coming In**
1988 JD 5830 4WD, 3263 Hrs., KP,
4R Corn Head **Just Came In**
1987 JD 5830 2wd, KP, 6R Corn Head,
10 ft. Hay Head, New Engine **\$32,000**

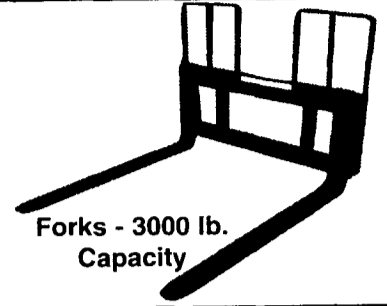
4-wheel drive units in stock

Buckets, Forks, Manure Forks, Stone Forks & Bale Movers For Skid Loaders and Front End Loaders. Fits John Deere, Case, Gehl, New Holland, Bobcat.
Bedding Buckets Also Available - Skid Loader or 3 Pt. Hitch
Also Available Quick-Attachments For Skid Loaders and Excavating Teeth For Dirt Buckets

Buckets - Made Any Size
For Any Operation



Also
Grapple Forks



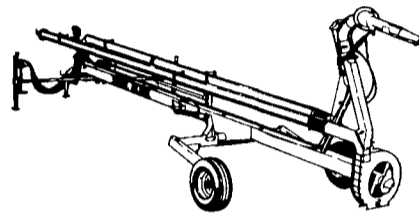
Forks - 3000 lb.
Capacity

Smoker Mfg.

415 Jackson School Rd. • Oxford, PA 19363
(717) 529-6915 (Best time to call 8 00-8 30 a m)

WASTE HANDLERS™ by J-STAR®

CLEAN UP WITH WASTE HANDLERS



Pumps in Stock:

- 32 ft. Lagoon Pump
- 12 ft. 2 pt. Pit Pump
- 3 pt. Pit Pump
- 8 to 12 ft. Adjustable Pump

Spreader Tanks In Stock

- 4600 Gal. 2002 Rental w/steering
- 3400 Gal. 2002 Rental



Call us for your waste handling needs.
We Carry The Complete Line of J-STAR Products

Sales & Service

ROVENDALE AG & BARN EQUIP.

WATSONTOWN, PA 17777


570-538-9564 OR 570-742-4226

Exit 31, I-80 to I-180 Watsonstown Exit



Hours: Mon.-Fri. 8 to 5; Sat. 8 to 12



PPS Progressive Pressure Systems



NEW EQUIPMENT SAVINGS



Take An Extra
5% OFF
Our Regular
Reduced Prices!



ORDERS must be received by Dec 30th with a 20% Deposit Balance Due at Delivery

GOOD USED EQUIPMENT

Get it while it's available

CALL TODAY 717-626-5511

Make Offer
We're Ready to Deal.


- NE2819 Cam Spray 1000 PSI 110V
Mi-T-M CW-2205 - OMBO 8 1/2 HP Gas - Belt Driven
NE2823 2200 PSI
Mi-T-M CW-2504 9 HP Gas - Belt Driven
NE2826 2500 PSI
NE2828 Futura 11 HP (used) Honda w/New Pump
Delco Hot Water Force Five
1500 PSI 5 HP 220 Volt
NE2816 Oil Fired Portable
Mi-T-M HG-2004 Hot Water
NE2829 5 HP 220 Volt 2000 PSI
LP Fired - Stationary w/Brand New Pump.
NE2830 R-15 John Bean Pump and Regulator
12 GPM @ 600 PSI
USED D060 E-600-400S & DM10E 100F
Make Offer
PTO Tank & Trailer Model
NE2839 7 GPM @ 5000 PSI
NE2840 5 1/2 HP Honda w/New Pump etc.
(Everything new except engine), 3 GPM @ 2200 PSI
NE2841 Mi-T-M HSP - 2003-OMGH
5 1/2 HP Honda Hot Water Oil Fired
New Pump, etc., Very Nice, 2.5 GPM @ 2000 PSI

PROGRESSIVE PRESSURE SYSTEMS

1248 EAST NEWPORT ROAD • LITITZ, PA 17543



Pressure Washers • Water Recyclers
SALES & SERVICE
717-626-5511 • Fax 717-626-5098
WEB:www.progressivepressure.com
E-mail: info@progressivepressure.com



Ford 7600, DP, 18 4x34,
3,900 Hrs



Ford TW-15 II, Cab, Air, 4WD,
20 8R x 38, 3 Remotes, 2,900 Hrs.

FORD TRACTORS

TW-15 II, & Co., 4WD 208Rx38 3 remotes, 2,900 hrs
TS-110, cab, air, 4WD 18-4Rx34 pwr shift, 400 hrs
8360, cab air 4WD pwr shift, 3000 hrs
7710 II, cab air DP w/creeper 18-4x34 2,700 hrs
7710, cab air DP dual remotes 18-4x34 2,400 hrs
7600, DP 18-4x34 3,900 hrs
6635, cab air 18-4x34 24x12 1,800 hrs
6600, cab air DP dual remotes 5,800 hrs
5030, cab 4WD shuttle 1,100 hrs
5000, diesel, 8 spd 4,000 hrs
4630, 4WD, 8x8 shuttle w/Ford ldr, 500 hrs
4610 II, canopy dual remotes w/Woods ldr 1,900 hrs
4100, diesel, 8 spd 16.9 x 24 2,000 hrs
4000, diesel, SOS trans pwr steering
4000 SU, gas, 8 spd, pwr steering, 3,500 hrs
3930, 4WD, shuttle w/Ford Ldr, 450 hrs
3000, gas 8 spd, pwr steering 500 hrs
3000, gas, 8 spd, pwr steering, 1971, 3,400 hrs
2000, gas, 5 spd, pwr **SOLD** w/ldr
1620, 4WD, hydro, turf, ldr, 2,600 hrs
1220, 4WD, hydro, turf Ford ldr 200 hrs
Kubota L2850, 4WD ldr, 1,600 hrs

JOHN DEERE TRACTORS

6400, rollbar pwr quad, 18-4x34 1,300 hrs
2955, 4 post, 18-4x38 hi low 3,300 hrs
2350, hi low 1 remote 16.9x30 2,300 hrs
900, offset w/cultivators 800 hrs
850, 2WD 22 hp w/ldr 650 hrs
Gator, 4x2

EQUIPMENT

NH LX885, skid loader 2,500 hrs
NH 28, blower
NH 824, corn head
Ford 515, sickle bar mower
NH 52LA, loader fits 35 & T1 models
Ford 7310, loader fits 3930 to 5030
Ford 7209, loader fits 3930 to 5030 2WD
JD 146, loader w/valve
JD pallet forks fits 245 loader
JD 350, sickle bar mower
Woods M5, 3 pt. 5 rotary mower
Weights to fit most Ford tractors

★ All Tractors Tested On Our Farms ★ ★ Lease & Financing Available ★
★ Tractors Stored Inside ★ ★ Please Call For Appointment ★

Burkholder Bros. Tractor

400 Flintville Rd., Lebanon, PA 17042
(2 miles from Schaefferstown on Rt. 419 South. Turn right on Flintville Rd.)
2 Locations

717-272-2352

Lloyd Burkholder
330 Crest Rd., Lebanon, PA

717-949-2123

Leon Burkholder
400 Flintville Rd., Lebanon, PA

Fax: 717-272-2352