

**Pa. Grain Report**

November 18, 2002

Report Supplied By PDA

Compared with last Monday's market for Eastern and Central Pennsylvania: Corn steady to .05 higher. Wheat steady to mostly .06 higher. Barley and Oats steady to firm. Soybeans steady to .06 higher. Ear Corn steady to 2.00 higher. Prices paid delivered to dealers dock; all prices per bushel, except Ear Corn per ton.

**SOUTHEASTERN PENNSYLVANIA**

CORN No. 2-y, 2.92-3.15, avg. 3.03. WHEAT No. 2, 4.00-4.25, avg. 4.08; contract for harvest 2.97-3.29. BARLEY No. 3, 2.40-2.60, avg. 2.48; contract for harvest 1.60. OATS No. 2, 1.90-2.10, avg. 2.00. SOYBEANS 5.73-6.00, avg. 5.85. Gr. Sorghum, 2.77. Ear Corn 84-100.00, avg. 89.67.

**SOUTH CENTRAL PENNSYLVANIA**

CORN No. 2-Y, 2.98-3.05, avg. 3.02; WHEAT No. 2, 3.60-4.10, avg. 3.75; BARLEY No. 3, 1.70-2.10, avg. 1.95; OATS No. 2, 1.70-2.00, avg. 1.90; SOYBEANS No. 1, 5.73-6.04, avg. 5.80. EAR CORN 80-90.00, avg. 86.80.

**WESTERN PENNSYLVANIA**

CORN No. 2, 2.75-3.00 few to 2.60, avg. 2.88; WHEAT No. 2, 3.00-3.40, avg. 3.20; BARLEY No. 3, 1.90; OATS No. 2, 1.70-2.00, avg. 1.88; SOYBEANS No. 1, 5.30; EAR CORN 58.00-75.00, avg. 66.50.

**CENTRAL PENNSYLVANIA**

EAR CORN No. 2, 2.95-3.20, avg. 3.12; WHEAT No. 2, 3.40. BARLEY No. 3, 1.80-1.90, avg. 1.85; OATS No. 2, 1.75-1.80, avg. 1.77; SOYBEANS, No. 1, 5.50-5.85, avg. 5.58; EAR CORN 80-95.00, avg. 86.00.

**LEHIGH VALLEY**

CORN No. 2-Y, 3.00-3.15, avg. 3.11; WHEAT No. 2, 4.00-4.29, avg. 4.14; BARLEY, No. 3, 1.70-2.20, avg. 1.95; OATS No. 2, 1.65-2.00, avg. 1.88; SOYBEANS No. 1, 5.70-5.90, avg. 5.83; Grain Sorghum none; EAR CORN 66-90.00, avg. 88.00.

**EASTERN AND CENTRAL PENNSYLVANIA**

CORN No. 2-y, 2.92-3.15, avg. 3.07; month ago 3.06; year ago 2.26. WHEAT No. 2, 3.60-4.29, avg. 3.86; month ago 3.62; year ago 2.79. BARLEY, No. 3, 1.80-2.40, avg. 2.05; month ago 1.74; year ago 1.55. OATS No. 2, 1.70-2.00, avg. 1.88; month ago 1.76; year ago 1.53. SOYBEANS No. 1, 5.70-6.00, avg. 5.78; month ago 5.46; year ago 4.07. EAR CORN 84.00-95.00, avg. 87.80; month ago 80.16; year ago 63.45.

**NORTH CENTRAL OHIO**

(Prices FOB Truck): CORN 2.50-2.55; WHEAT 3.83-3.93; OATS 1.70; SOYBEAN MEAL: bulk 44% 165.50; bulk 48% 172.50-174.50.

**Daily National Grain Market Summary**

St. Joseph, MO  
November 20, 2002

Report Supplied By USDA

Wheat bids remained under pressure due to slow export sales and fund selling on the Boards. Corn and soybean bids moved slightly higher for the third day.

Corn received strength from an overnight sale to Taiwan. Export optimism has also been a supportive factor for soybean bids this week.

Wheat steady to 14 cents lower. Corn steady to 2 cents higher. Sorghum 1 cent higher. Soybeans steady to 2 cents higher.

EXPORT SALES: PURCHASER COMMODITY TONNAGE DELIVERY DATE Taiwan Corn 56,000 Dec 20-Jan 3 THESE MAY NOT BE THE ONLY EXPORT SALES THAT HAVE TRANSPIRED, BUT THEY ARE THE ONLY SALES THAT COULD BE CONFIRMED

TRUCK BIDS: 11/20/02 11/19/02 1 1/2/01 Wheat: Kansas City (HRW ORD) 4.36-4.39 dn 8 2.91-2.94 Minneapolis (DNS) 4.56 1/4 dn 6 1/4 3.48 1/2 Portland (SWW) 4.35-4.42 dn 3-unch 3.73-3.77 St. Louis (SRW) 3.96 dn 14 2.96-2.98

Corn, US No 2 Yellow: Kansas City

2.53-2.56 unch 2.04 Minneapolis 2.25 up 1/2 1.85 1/4 So. Iowa 2.42-2.43 dn 1 2.04-2.05 Omaha 2.38-2.40 up 2-unch 1.93-1.95

Soybeans, US No 1 Yellow: Kansas City 5.76-5.78 up 2 4.38-4.40 Minneapolis 5.53 1/4 dn 1 4.25 So. Iowa 5.70-5.72 unch-up 1 4.48-4.51 Cent. II Processor 5.73 1/4-5.85 1/4 up 2-1 4.47-4.55

Minneapolis truck - to arrive 20 days FUTURES: Kansas City (Dec) Wheat 4.18 1/4 dn 8 1/4 2.89 Minneapolis (Dec) Wheat 4.31 1/4 dn 6 1/4 3.03 1/2 Chicago (Dec) Wheat 3.74 1/2 dn 10 1/2 2.87 Chicago (Dec) Corn 2.48 up 1/2 2.08 1/4 Chicago (Jan) Soybeans 5.75 1/4 up 2 4.50

EXPORT BIDS: Barge bids out of the Port of New Orleans, or Rail out of the North Texas Gulf. Bids per bushel, except sorghum per cwt. US 1 HRW Wheat, Ord Protein: Rail 4.64-4.74 dn 6-9 NA US 2 Soft Red Winter Wheat: Barge 4.26 1/2-4.27 1/2 dn 12 1/2 3.23-3.24 US 2 Yellow Corn Barge 2.81-2.82 1/2 dn 1/2-up 1/2 2.31 1/4-2.32 1/4 US 2 Yellow Sorghum Rail 5.14-5.50 up 1 NA Barge 5.64-5.68 up 1 4.43-4.49 US 2 Yellow Soybeans Barge 6.15 1/4 up 2 4.82 1/4-4.85 1/4

**Southern & Eastern Direct Feeder Pigs**

Columbia, S.C.

November 15, 2002

Report Supplied by USDA

Southern And Eastern US Direct FOB Feeder Pig Report: Weekly summary of prices FOB farm basis, week ended Nov. 15. Receipts 33,658; last week 25,997. Compared to last week, early weaned pigs steady; 40-50 pound feeder pigs 2.00-5.00 per head higher. Demand good for moderate offerings. Receipts include 24,528 head shipped to Iowa and Central US. Also receipts include an estimated 37% formulated prices.

PIGS, EARLY WEANED 10 LB BASIS, estimated 50-54% lean value: Lot size 250 head or less: 825 head, 17.50-31.56, wtd. avg. price 25.44; lot size 250-750: 3,750 head, 17.50-32.20, wtd.

avg. price 25.35; lot size 750 or more: 15,652 head, 18.00-36.00, wtd. avg. price price 24.50. Total Composite: 20,227 head, 17.50-36.00, wtd. avg. price 24.69.

PIGS, 40 LB BASIS, estimated 50-54% lean value: Lot size 250-750: 4,501 head, 30.00-43.39, wtd. avg. price 39.24; lot size 750 or more: 1,920 head, 28.00. Total Composite: 6,421 head, 28.00-43.39, wtd. avg. price 35.88.

PIGS, 45 LB BASIS, estimated 50-54% lean value: Lot size 250-750: 350 head, 28.00; lot size 750 or more: 4,800 head, 30.90-46.06, wtd. avg. price 40.00. Total Composite: 5,150 head, 28.00-46.06, wtd. avg. price 39.18.

PIGS, 50 LB BASIS, estimated 50-54% lean value: Lot size 250-750: 1860 head, 21.50-42.08, wtd. avg. price 31.10.

\*Prices are quoted on a per head basis "picked up" at the sellers farm in NC, SC, GA, TN, KY, AL, MS, AR, MO, TX, OK, KS, IN, OH, MI, PA, CO, UT, and WY. Prices do not include freight or broker fees. Many lots of 40-60 weight pigs sold with a .25-.40 per pound slide. Also, some lots of early weaned pigs have a 1.00 per pound sliding value adjusted from a 10 pound basis. Early weaned pigs under 19 days old.

Estimated lean value is projected to base slaughter weights with normal confinement feeding conditions. This report does not cover any trades which include profit/loss share agreements or any other form of shared or retained ownership agreements.

**New Holland Dairy Sale**

New Holland Sales Stables

Report Supplied by Auction

Wednesday, November 20, 2002

121 DAIRY COWS, 209 HEIFERS, 21 BULLS.

LOCAL FRESH COWS 585.00-1450.00, FEW 1575.00-1675.00.

LOCAL SPRINGERS 775.00-1510.00.

BETTER FRESH COWS 1750.00-2075.00.

LARGE HEIFERS 1450.00-1685.00.

SHORT BRED HEIFERS 675.00-1235.00.  
OPEN BREEDING AGE HEIFERS 875.00-975.00.  
BULLS 450.00-760.00, PUREBREDS 275.00-1075.00.  
HERD ALL STAGES 650.00-1650.00.  
UPSTATE LOADS FRESH 835.00-1900.00, 1 AT 2075.00.  
REGISTERED HEIFERS 1325.00-1750.00.  
SMALL HEIFERS 475.00-1385.00.  
SMALL OPEN HEIFERS 710.00-800.00.  
SMALLER OPEN HEIFERS 225.00-570.00.

**New Holland Horses**

New Holland Sales Stables

Report Supplied by Auction

Monday, November 18, 2002

159 HEAD, MARKET STEADY.  
DRIVING HORSES 410.00-750.00.  
RIDING HORSES 400.00-950.00.  
REGISTERED RIDING 875.00-1250.00.  
BETTER RIDING, 1 AT 2050.00.  
PONIES 150.00-410.00.  
LARGE PONIES 475.00-535.00.  
COLTS 135.00-285.00.



**Livestock Cooperative Auction Market Of North Jersey**

Hackettstown, N.J.

Report Supplied by Auction

Tuesday, November 19, 2002

CALVES .03-1.70.  
COWS .24-.41 1/4.  
EASY COWS .19-.41 1/4.  
FEEDERS 300-600 LBS. .10-.75.  
HEIFERS .29-.59 1/2.  
BULLS .28-.52 1/2.  
STEERS .32-.64 1/4.  
HOGS, NONE.  
ROASTING PIGS EACH 2.00-41.00.  
BOARS .10.  
SOWS .16-.19.  
SHEEP .10-.46.  
LAMBS EA. 20.00-79.00.  
LAMBS PER LB. .15-1.35.  
GOATS EA. 1.00-110.00.  
KIDS EA. 6.00-75.00.  
TOTAL: 662.



**Purina® Calf Startena®**


Getting  
Your  
Calf  
Off To  
Good  
Start




Building Milking Capabilities For A Lifetime.

**Buy 10 Bags Get One FREE**

Now thru Dec. 2002




**HIGH BROS.**  
441 Centerville Road Gordonville, PA  
717-354-0301



**LEESPORT FARMERS MARKET**

LEESPORT, BERKS COUNTY, PA 19533 (610) 926-1307  
**LIVESTOCK AUCTION**  
EVERY WEDNESDAY - 1:00 P.M.



Farmers Market 9:00 AM to 8:00 PM  
Flea Market 7:00 AM to ??

visit our website: [www.leesportmarket.com](http://www.leesportmarket.com)

**TWO WEEKS ONLY!**  
**5% DISCOUNT**  
on almost **EVERYTHING**  
in the store!

**December 2, 2002**  
**thru December 14, 2002**

- Hardware
- Animal Health
- Plumbing
- Fencing
- Ladders
- Farm Supplies



**D & J FARM STORE**

65 Hess Road,  
Quarryville, PA 17566

★ Contractors Welcome ★

