



ntial
ober



**THE CASE-IH 1200 PLANTER HAS A
TRANSPORT WIDTH OF ONLY 12' 6"**



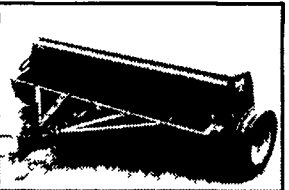
C 43242 1998 CIH 8920 MFD Cab, 1759 Hours, 4 Remotes, 3 Pt Quick Hitch, 540/1000 PTO, Tires Front-14 9x30, Rear-18 4x42 Duals, **155 HP**



B 42913 Krause 4927A Disc, 25' 3" Width, 9 1/4" Spacing, Duals on Center and Wings



C 31520 1989 JD 9500 4WD, 4915 Hours, Monitor, FDR/REV, Rock Trap, Grain Loss Monitor, Tires Drive - 30 5L x 32, Steering - 18 4 x 36 FS



C 24276 CIH 5100 Drill, 24x6, 3" Press Wheels

USED COMBINES

Under \$20,000

- A 23008 1979 IH 1480 2WD, 3450 Hrs, Std Rotor, w/810 Platform
- C 42563 1984 IH 1460 2WD, 4207 Hrs, Chopper, Tires Drive-30.5x32

\$20,000-\$50,000

- B 42705 1986 CIH 1680 2WD, 3671 Hrs, Std. Rotor, Chopper, GLM, Field Tracker
- B 43113 1989 CIH 1680 2WD, 3344 Hrs, Spec Rotor, Chopper, Tires. Drive-18.4x38
- A 22724 1989 CIH 1680 2WD, 2654 Hrs, Spec Rotor, Field Track
- B 43509 1989 CIH 1640 2WD, 3436 Hrs, Specialty Rotor, Auto Header Control

\$50,000-\$100,000

- B 41749 1996 CIH 2188 2WD, 2675 Hrs, Spec Rotor, Fid Track, Rock Trap
- B 44329 1996 CIH 2166 2WD, Just Traded
- A 24943 1994 CIH 1688 2WD, 2850 Hours, Spce Rotor, Rock Trap
- A 24279 1993 CIH 1688, 1807 Hrs, Rock Trap, Field Tracker, GLM

\$100,000+

- B 42852 1998 CIH 2388 4WD, 1282 Hrs, Chopper, Field Tracker, GLM
- B 40750 1999 CIH 2388 4WD, 868 Hrs, Field Tracker, GLM, Chopper, Diesel

Other Combines

- D 50190 1996 JD CTS, 2636 Engine Hrs, Mudhog, Tires Drive-30.5L x32
- B 44083 JD 8820, 4927 Hrs

USED DRILLS

NO.	MAKE	MODEL	SIZE			
C 24276	CIH	5100	24x6	B 44067	GP	30' NT
B 44304	CIH	5100	24x6	B 44072	GP	30' NT 48x7 5"
A 24622	CIH	5300 Conv	21x7	B 24499	GP	30' NT 48x7 5"
A 24641	CIH	5300 Conv	24x6	B 42569	GP	30' NT 48x7 5"
B 43247	CIH	5300 Conv	24x6	B 43952	IH	5100 Conv 24x6
B 44262	GP	14'		C 32237	JD	450
B 18940	GP	30' Conv	6"	C 32246	JD	450 17x7 5"
				B 44362	JD	750 15' NT

Just Traded

Middletown Store

- 26241 CIH 2188 2WD Combine
- 26212 BU-OS 280 Horiz. Mixer
- 26211 IH 7060 Tractor
- 26210 WD L503AM 60" Mower
- 44305 KR 3948NR 18" Disc
- 26202 GP CPH-20 Drill Hitch
- 26200 CIH MX200 Tractor
- 25197 IH 986 Tractor
- 44292 CIH C80 Tractor w/LDR
- 25181 CIH 1063 Cornhead
- 25182 CIH 1020-15 Platform
- 25186 1440 2WD Combine
- 25183 KR 3948NR-18" Disc
- 25184 KR 2242-12" Disc
- 25150 IH 1480 Combine

Middletown Store

- 44358 UM 15' Cultiplanter
- 44362 JD 750-15' NT Drill
- 44360 JD 7000-15' Planter
- 44352 UM 20' Baskets
- 44351 CIH MX220 MFD Tractor
- 44348 IH 384 Tractor
- 44340 KR 4226hr 27' Field Cult
- 50193 JD 9' 3pt 2bar Chisel Plow
- 44320 BR 10's Packer
- 44338 CIH 1440 4WD Combine
- 44337 CIH 1020-17.5 Platform
- 44335 KR 26' Disc
- 44332 KR 4928 22.5' Disc
- 44331 KR 4426D Packer
- 44333 KR 3519 17' Chisel Plow
- 44326 Bobcat 753G Skidsteer
- 44329 CIH 2166 2WD Combine
- 44330 CIH 1020 20' Platform
- 44318 IH 475 10' Disc
- 44319 IH 500 10' Disc
- 44310 Johnson Subsoiler
- 44304 CIH 5100 24X6 Drill

McAlisterville Store

- 32271 10.5' Blade Off CIH 7120
- 32270 JD 643 6X30 Cornhead
- 32269 IH 820-15' Platform
- 32268 Case 1840 Skidsteer
- 32266 CA 1840 Skid Loader
- 32262 IH 810-15' Platform
- 32259 SF 5033-27' Field Cultivator

Seaford Store

- 44328 CIH 5250 MFD Tractor
- 44286 KR 4968 31' Disc
- 50190 JD CTS Combine
- 50189 Grouser Steel Tracks
- 44311 CIH MX220 Tractor
- 50174 CIH 7240 Tractor
- 50173 CIH 1020-25' Platform

**ONLY 10
WEEKS
UNTIL
THE 2003
PA FARM
SHOW!**

Did You Know:

Did you know that in 2000, the average yield for an acre of corn in the United States was 136.9 bushels? In 1900, the average yield was 28.1!*

Do you know how many farms in the United States are operated by women?

See our ad next week for the answer!

*Source, United States Department of Agriculture

VISIT US ONLINE: WWW.HOOBER.COM

- McALISTERVILLE, PA
800 433-6679 (C)
- INTERCOURSE, PA
800 732-0017 (A)
- MIDDLETOWN, DE
800 341-4028 (B)
- SEAFORD, DE
800 843-3056 (D)

HOOBER
HOOBER, INC.
FOUR LOCATIONS

CASE IH