

**Pa. Grain Report**

October 14, 2002

Report Supplied By PDA

COMPARED WITH LAST MONDAY'S MARKET FOR EASTERN AND CENTRAL PENNSYLVANIA: Corn steady to .10 lower. Wheat .10 lower. Barley, Oats and New Ear Corn steady. Soybeans steady to weak. Ear Corn 5.00 lower. Prices paid delivered to dealers dock; all prices per bushel, except Ear Corn per ton.

CORN No. 2-y, 2.86-3.20, avg. 3.01; WHEAT No. 2, 3.65-3.97, avg. 3.79; contract for harvest 3.27-3.31. BARLEY No. 3, 1.85-2.20, avg. 2.17; contract for harvest 1.50. OATS No. 2, 1.90-2.10, avg. 2.03. SOYBEANS 5.23-5.58, avg. 5.38. Gr. Sorghum, 2.73. Ear Corn 80-88.00, avg. 82.60. New Ear Corn 60-84.00.

**SOUTH CENTRAL PENNSYLVANIA**

CORN No. 2-Y, 2.90-3.10, avg. 3.04; WHEAT No. 2, 3.30-4.00, avg. 3.66; BARLEY No. 3, 1.60-1.80, avg. 1.75; OATS No. 2, 1.40-2.00, avg. 1.80; SOY-

BEANS No. 1, 5.32-5.80, avg. 5.51. EAR CORN 80.00-95.00, avg. 85.85. New Ear Corn 66-75.00, avg. 73.00.

**WESTERN PENNSYLVANIA**

CORN No. 2, 2.80-3.17, avg. 2.91; WHEAT No. 2, 3.40-3.80, avg. 3.60; BARLEY No. 3, 1.90; OATS No. 2, 1.50-2.00, avg. 1.75; SOYBEANS No. 1, 5.10; EAR CORN 85.00-86.00, avg. 85.50. New Ear Corn 60.00-63.75, avg. 61.87.

**CENTRAL PENNSYLVANIA**

EAR CORN No. 2, 2.98-3.20, avg. 3.09; WHEAT No. 2, 2.60-3.20, avg. 3.00; BARLEY No. 3, 1.70-1.90, avg. 1.80;

OATS No. 2, 1.25-2.00, avg. 1.82; SOYBEANS, No. 1, 5.00-5.50, avg. 5.40; EAR CORN 85-88.00, avg. 86.00. New Ear Corn 63.75-70.00, avg. 67.00.

**LEHIGH VALLEY**

CORN No. 2-Y, 2.95-3.35, avg. 3.08; WHEAT No. 2, 3.50-3.98, avg. 3.75; BARLEY, No. 3, 1.70-2.20, avg. 1.95; OATS No. 2, 1.65-2.20, avg. 1.82; SOYBEANS No. 1, 5.10-5.50, avg. 5.28; Grain Sorghum 3.15-3.38, avg. 3.26; EAR CORN 84-88.00, avg. 86.25; New Ear Corn 63-71.00, avg. 67.50.

**EASTERN AND CENTRAL PENNSYLVANIA**

CORN No. 2-y, 2.86-3.20, avg. 3.05; month ago 3.17; year ago 2.22. WHEAT No. 2, 3.30-3.98, avg. 3.64; month ago 3.86; year ago 2.59. BARLEY, No. 3, 1.70-2.20, avg. 1.88; month ago 1.78, year ago 1.43. OATS No. 2, 1.65-2.10, avg. 1.85; month ago 1.83, year ago 1.44. SOYBEANS No. 1, 5.10-5.80, avg. 5.40; month ago 5.59; year ago 4.09. EAR CORN 80.00-95.00, avg. 84.00; month ago 84.58; year ago 62.32. New Ear Corn 63.75-84.00, avg. 70.00; month ago 71.33; year ago 52.06.

**NORTH CENTRAL OHIO**

(Prices FOB Truck): CORN 2.45-2.48; WHEAT 3.54-3.61; OATS 1.70; SOYBEAN MEAL: bulk 44% 166.00-168.00; bulk 48% 175.00-178.00.

**Daily National Grain Market Summary**

St. Joseph, MO

October 16, 2002

Report Supplied By USDA

Wheat bids continued their upward momentum supported by spillover strength from Tuesday. Corrections were made in corn and bean pits as traders saw Tuesday's sharp advances a little overdone. Harvest progress has corn and bean bids under pressure at the moment. Corn is listed at 37 percent complete and soybean harvest was estimated at 53 percent finished. A small overnight export sale of corn to Taiwan was positive. Wheat 3 to 14 cents higher. Corn steady to 1 cent lower. Sorghum 1 to 2 cents lower. Soybeans 1 cent lower.

EXPORT SALES: PURCHASER COMMODITY TONNAGE DELIVERY DATE Taiwan Corn 56,000 Nov-Dec

THESE MAY NOT BE THE ONLY EXPORT SALES THAT HAVE TRANSPIRED, BUT THEY ARE THE ONLY SALES THAT COULD BE CONFIRMED TRUCK BIDS: 10/16/02 10/15/02 10/17/01 Wheat: Kansas City (HRW ORD) 5.06 up 8 2.80-2.85 Minneapolis (DNS) 5.19 1/4 up 3 3/4 3.48 1/2 Portland (SWW) 4.70-4.71 up 8-6 3.72-3.74 St. Louis (SRW) 4.13 up 14 2.86-2.87

Corn, US No 2 Yellow: Kansas City 2.51-2.53 dn 1 1.83-1.86 Minneapolis 2.37 1/4 dn 1/4 1.83 1/4 So. Iowa not available 1.90 Omaha 2.41-2.42 unch-dn 1 1.77-1.78 Soybeans, US No 1 Yellow Kansas City 5.47 dn 1 4.26 Minneapolis 5.34 up 1/4 4.22 So. Iowa not available 4.34 1/2-4.36 Cent. II Processor 5.37-5.42 dn 1/4 4.26-4.36

Minneapolis truck - to arrive 20 days FUTURES: Kansas City (Dec) Wheat 4.86 1/4 up 8 2.95 Minneapolis (Dec) Wheat 5.01 1/4 up 3 3/4 3.13 1/2 Chicago (Dec) Wheat 4.08 1/4 up 15 2.84 1/4 Chicago (Dec) Corn 2.53 1/4 dn 1/4 2.07 1/4 Chicago (Nov) Soybeans 5.47 dn 1/4 4.34 EXPORT BIDS: Barge bids out of the Port of New Orleans, or Rail out of the North Texas Gulf. Bids per bushel, except sorghum per cwt.

US 1 HRW Wheat, Ord Protein: Rail 5.31 1/4-5.36 1/4 up 8-11 3.35-3.45 US 2 Soft Red Winter Wheat: Barge 4.43 1/4-4.44 1/4 up 15-16 3.17 1/4-3.18 1/4 US 2 Yellow Corn Barge 2.76 1/4-2.77 1/4 dn 1/4-1/4 2.22 1/4-2.22 1/4 US 2 Yellow Sorghum Rail 5.06-5.24 dn 1 4.25-4.33 Barge 5.56-5.59 dn 1-2 4.39 US 2 Yellow Soybeans Barge 5.77-5.78 dn 1/4-up 1/4 4.66-4.68

**Corn Belt Feedstuff**

St. Joseph, Mo.

October 15, 2002

Report Supplied By USDA

CORN BELT FEEDSTUFF: Wholesale Bids. Truck or Rail dollars per ton. Feedstuff prices were mixed this week, with alfalfa pellets and meal trading mostly steady to higher. Soybean meal saw slight losses due to lower futures board last week. However gluten feed sold slightly higher, despite lower futures last week.

SOYBEAN MEAL: 48 percent rail was .50 lower to 4.50 higher from 167.00-176.00. 48 percent truck was 1.30-4.50 higher from 167.00-183.00 per ton.

CORN BY-PRODUCTS: Gluten Feed 21 percent, Interior Points steady to 2.00 higher at 68.00; Chicago was steady at 67.00-75.00. 60 percent Gluten Meal, Interior Points steady to 5.00 lower from 265.00-270.00; Chicago was steady to 14.00 lower at 255.00-275.00 per ton. Rail Hominy Feed, Central Illinois Points was 2.00- 8.00 lower from 74.00-82.00; truck 3.00-6.00 lower from 76.00-83.00. Crude Corn Oil was 25 points higher from 22.00-22.50 cents per pound.

MILLFEEDS: Northwest was 1.00-11.50 higher from 75.00-78.00; Buffalo 1.00 higher from 69.00-72.00 per ton.

ALFALFA PELLETS: Toledo, Ohio 17 percent dehydrated steady to 2.00 higher from 145.00-182.00; meal steady to 2.00 higher from 148.50-185.50. 15 percent meal was steady to 2.00 higher from 134.00-179.50 per ton; meal steady to 2.00 higher from 137.50-183.00.

DISTILLER'S DRIED GRAINS: Central Illinois steady to 5.00 higher from 100.00-105.00; Chicago was steady at 105.00-107.00; Lawrenceburg, IL, was steady At 97.00. Kansas and Nebraska were steady to 1.00 lower in limit sales from 109.00-115.00; Minneapolis was steady at 90.00 per ton.

BREWER'S DRIED GRAINS: Newark, NJ was steady at 88.00; Williamsburg, VA was steady at 78.00 per ton.

**Southern & Eastern Direct Feeder Pigs**

Columbia, S.C.

October 11 2002

Report Supplied by USDA

Southern And Eastern US Direct FOB Feeder Pig Report: Weekly summary of prices FOB farm basis, week ended Oct. 11. Receipts 40,998; last week 45,841. Compared to last week, early weaned pigs and 40-55 pound feeder pigs steady to 2.00 per head higher. Demand good for moderate offerings. Receipts include 33,433 head shipped to Iowa and Central US. Also receipts include an estimated 36% formulated prices.

PIGS, EARLY WFANED 10 LB BASIS, estimated 50-54% lean value. Lot size 250 or less: 1,462 head, 16.49-25.72, wtd. avg. price 21.10; lot size 250-750: 4,850 head, 14.00-29.74, wtd. avg. price 22.48, lot size 750 or more: 13,700 head, 12.50-30.00, wtd. avg. price 18.13. Total Composite: 20,012 head, 12 50 30.00, wtd. avg. price 19.40.

PIGS, 40 LB BASIS, estimated 50-54% lean value: Lot size 250-750: 5,274 head, 16.00-37.90 wtd. avg. price 28.90; 750 or more: 2,500 head, 20.00-23.00, wtd. avg. price 21.80. Total Composite: 7,774 head, 16.00-37.90, wtd. avg. price 26.61.

PIGS, 45 LB BASIS, estimated 50-54% lean value: Lot size 750 or more: 5,800 head, 18.00-44.84, wtd. avg. price 22.53.

PIGS, 50 LB BASIS, estimated 50-54% lean value: Lot size 250 head or less: 600 head, 33.78; lot size 250-750 lb: 4,640 head, 37.00-23.00, wtd. avg. price 15.89; lot size 750 or more: 5,240 head, 13.00-33.78, wtd. avg. price 20.45. Total Composite: 5,240 head, 13.00-33.78, wtd. avg. price 17.94.

PIGS, 55 LB BASIS, Estimated 50-54% lean value: Lot size 750 or more: 2,172 head, 38.90.


\*Prices are quoted on a per head basis "picked up" at the sellers farm in NC, SC, GA, TN, KY, AL, MS, AR, MO, TX, OK, KS, IN, OH, MI, PA, CO, UT, and WY. Prices do not include freight or broker fees. Many lots of 40-60 weight pigs sold with a .25-.40 per pound slide. Also, some lots of early weaned pigs have a 1.00 per pound sliding value adjusted from a 10 pound basis. Early weaned pigs under 19 days old.

Estimated lean value is projected to base slaughter weights with normal confinement feeding conditions. This report does not cover any trades which include profit/loss share agreements or any other form of shared or retained ownership agreements.




**GENERATOR SYSTEMS**

1-800-779-8809



Turn Key Systems



1800 RPM

Brushless

**TRACTOR DRIVEN GENERATORS 12-100 KW**


Dealer Inquiries Welcome

6 - 2000 KW L.P./Nat. Gas/Diesel/Propane New & Reconditioned

DYNA-TECH IND. 24 HOUR EMERGENCY SERVICE  
602 E. Evergreen Rd., • MAINTENANCE CONTRACTS  
Lebanon, PA 17042 • RENTALS

Phone 717-274-8899 Fax 717-274-8934  
Web Site:www.dynagen.com E-mail: sales@dynagen.com

**FARMING, FINANCING AND WORKING TOGETHER**



Remember when being efficient was all it took to be a successful farmer? With some help from mother nature, being efficient is still the key to successful farming. And that, by itself, is a tough job.

Today's farmer has to know financing and marketing as well as production. And today, as in the past, The Ephrata National Bank is here to help.

We've been financing local farming since 1881 and plan to for years to come.

Next time you need some honest advice on financing your farming operation, see your friends at The Ephrata National Bank.

To learn more, call Bob Zook at 717-721-5220

We've stood the test of time...



**Ephrata National Bank**

You'll feel the difference.



www.ephratationalbank.com

Member FDIC



The fall 2002 issue of *Lancaster Farming's Dairy Plus* on Nov. 23 includes coverage of dairy farms at a national level. Scheduled are features on a Wisconsin dairy cop, a dairy farm feature from Tennessee, interviews with expanding herds in California, and news of local farms and cooperatives. The issue is set to include business news highlights and messages from advertisers.