

OR FALL!

Great Financing Options!

INTEREST UNTIL 9/1/03* Combines and Heads

Time to Invest in a Combine is NOW



10,000

Rotor, GLM, Tires Drive-23.1x26, Steer-11.00x16
Chopper, Tires Drive-30.5x32, Steer-14.9x24
Std Rotor, Tires Drive-24.5x32, Rear-18.4x16.1

20,000

Std Rotor, Chopper, GLM, Field Tracker, Drive Tires-30.5x32
Rock Trap, Chopper, GLM, Tires Drive-18.4x38, Steer-18.4x26
Spec Rotor, Chopper, Tires Drive-18.4x38 Duals, Steer-16.9x24
Spec Rotor, Field Track, Tires Drive-30.5x32, Steer-14.9x24
Rock Trap, Field Track, Tires Drive-30.5x32, Steer-14.9x24
Spec Rotor, Rock Trap, Chopper, Tires Drive-20.5x32, Steer-14.9x24
*Specialty Rotor, Auto Header Control, 24.5x32 Drive Tires

30,000

Spec Rotor, Field Track, Rock Trap, Tires Dr-30.5x32, Str-18.4x26
Duals, Spec Rotor, Rock Trap, Field Tracker, Chopper, 30.5x32 Drive Tires
Duals, Just Traded
Rock Trap, Field Tracker, GLM, Tires Drive-30.5x32, Steer-14.9x24
Std. Rotor, Rock Trap, GLM, Diesel, 30.5x32 Drive Tires
Chopper, Yield Monitor, Tires Drive-30.5x32, Steer-14.9x24
Duals, Just Traded

Chopper, Field Tracker, GLM, Tires Drive-18.4x38 Duals
Field Tracker, GLM, Chopper, Diesel, Tires Drive-30.5x32

Lines

Rock Trap, GLM, Chopper, Tires Drive-30.5Lx32, Steer-18.4x36
912 Hrs, Straw Chopper, Tires Drive-30.5x32, Steer-14.9x24


Radiator, Tires Drive-30.5x32, Steer-14.9x24
23.1x26 Drive, Clean Little Combine
Rock Trap, GLM, Tires Drive-28Lx26, Steer-11.00x16

Used Platforms In Stock


A 24880	1991	CIH	1020	15'	C 32205	IH	820	22'	
C 32229	1989	CIH	1020	15'	C 32155	JD	213	13'	
A 25023		CIH	1020	17.5'	B 40936	JD	218	18'	
A 24683	1989	CIH	1020	20'	B 42460	JD	220	20'	
B 42459	1994	CIH	1020	20'	B 42166	JD	220	20'	
B 42853		CIH	1020	22.5'	A 23617	1989	JD	915	15'
A 23483	1995	CIH	1020	25'	C 31527	1990	JD	915	15'
B 41438	1993	CIH	1020	25'	B 40496	1990	JD	920	20'
B 40922	1992	CIH	1020	30'	B 43643	JD	925	25'	
B 43692	1996	CIH	1020	30'	B 44056	JD	930	30'	
A 20842		IH	810	13'	B 43061	MF	15'		
A 20965		IH	810	13'	B 42422	MF	9000	22'	
C 32200		IH	820	17.5'	B 41852	NH	973	25'	

Used Cornheads In Stock

B 43683	1996	CIH	1063	C 20258	IH	963
A 24107	1996	CIH	1083	A 24324	1981	JD 443
B 43962		CIH	1083	A 24327	1978	JD 643
A 24222		IH	943	B 42606	1981	JD 643
C 40055		IH	943	C 31525	1993	JD 643
A 24682	1987	IH	963	B 44057	JD	963
C 32206		IH	963	A 22837	MF	1163



B 44055 JD 9750 STS 4WD, 73 Rotor Hrs, 126 Engine Hrs, Rock Trap, GLM, Chopper, Auto Hdr Control, Extra Concaves, AM/FM Deluxe Radio, Tires: Drive-800/65R32, Steer-28Lx26



B 42257 1995 CIH 2188 2WD, 2812 Hrs, Spec Rotor, Rock Trap, Field Tracker, Tires: Drive - 30.5x32, Steer-14.9x24, Hooper Uptime Done




B 42763 1998 CIH 2388 2WD, 1255 Hours, Specialty Rotor, Rock Trap, Field Tracker, 2 Sp Hydro, 208" Unloading Auger



A 24279 1993 CIH 1688, 1807 Hours, Rock Trap, Field Tracker, GLM, Tires: Drive-30.5x32, Steer-14.9x24, 3 Extra Concaves



A 40750 1999 CIH 2388 4WD, 868 Hours, Field Tracker, GLM, No Rock Trap, Chopper, Diesel, Tires: Drive-30.5x32, Steer-18.4x26



A 24629 1993 CIH 1666 2WD, 3400 Hours, Standard Rotor, Rock Trap, 30.5x32 Drive Tires, GLM, Diesel



B 43644 1989 CIH 1680 4WD, 3612 Hrs, Diesel, Rock Trap, Chopper, Tires: Drive-18.4x38 Duals, 18.4x26 Steer, GLM, Chaff Sprdr



CASE III



Reach New Heights & Into Tight Corners

With Manitou's 523 Compact Telescopic Loader

- Designed Specifically for Agriculture
- Hydrostatic Drive
- 3-Way steering - 2-wheel, 4-wheel, crab steer
- Only 6½ Feet High
- 16' Lift Height
- 17 MPH Road Speed
- Stable, Rugged Design
- Excellent Traction
- Wet Brakes
- 164 Cubic Inch, 67 HP Perkins Turbo Engine
- 24 GPM with 3700 PSI Hydraulics
- Universal Attachment Mounting



VISIT US ONLINE: WWW.HOOBER.COM

INTERCOURSE, PA 800 732-6017 (A)	HOOBER HOOBER, INC. FOUR LOCATIONS
MCDONALDSTOWN, PA 800 433-6679 (C)	
MIDDLETOWN, DE 800 341-4028 (B)	
SEAFORD, DE 800 843-5000 (H)	