

A Better Machine... It's That Simple

5 Fundamentals of the Axial-Flow Combine

SIMPLICITY

Axial-Flow Combines are designed with fewer moving parts for unmatched reliability and easier serviceability.

GRAIN SAVINGS

Thorough threshing and efficient separation put more grain in the tank... and more profits in your pocket.

GRAIN QUALITY


From feeding to cleaning, the Axial-Flow rotor gently handles your crop.

ADAPTABILITY

The Axial-Flow combine is designed to handle many crops and field conditions.

MATCHED CAPACITY


The rotary design of a Case-IH combine is engineered from front to back for optimum performance.



Now is the time to upgrade your cornhead!

New Case IH 2200 Series Cornheads

- Hydraulic adjustable stripper plates allow on-the-go adjustments in varying crop conditions
- Low profile poly hoods and dividers effectively "hug" the ground, moving more ears into the header to increase efficiency
- Larger diameter auger (16") moves more crop into the feeding area, increasing the feeding capacity of the cornhead



Call a Hooper salesman today for all your combine needs!

Used Cornheads

B 43693	1996	CIH	1063
A 24107	1996	CIH	1083
B 43962	1996	CIH	1083
C 40055		IH	943
A 24682	1987	IH	963
C 32206		IH	963
C 20258		IH	983
A 24324	1981	JD	443
A 24327	1978	JD	643
B 42606	1981	JD	643
C 31525	1993	JD	643
C 31543	1991	JD	643





C 31543 1991 JD 643 Cornhead

Only 6 Weeks Until Corn Harvest...



IS YOUR COMBINE READY?



No Interest Until 9/1/03 ON USED COMBINES AND HEADS

*Financing options subject to change without notice

\$10,000-\$20,000

C 42563	1984	IH	1460 2WD, 4207 Hrs, Chopper, Tires: Drive-30.5x32, Steer-14 9x24
A 23008	1979	IH	1460 2WD, 3450 Hrs, Std Rotor, w/810 Platform, 28Lx26 Drive Tires
A 16020	1984	IH	1440 2WD, 4078 Hrs, Std Rotor, Tires Drive-24.5x32, Rear-18 4x16.1

\$20,000-\$50,000

B 42705	1986	CIH	1680 2WD, 3671 Hrs, Std. Rotor, Chopper, GLM, Field Tracker, Drive Tires-30.5x32
B 43644	1989	CIH	1680 4WD, 3612 Hrs, Rock Trap, Chopper, GLM, Tires: Drive-18.4x38, Steer-18.4x26
B 43113	1989	CIH	1680 2WD, 2560 Hrs, Spec Rotor, Chopper, Tires: Drive-18 4x38 Duals, Steer-16.9x24
A 22724	1989	CIH	1680 2WD, 2654 Hrs, Spec Rotor, Field Track, Tires: Drive-30.5x32, Steer-14.9x24
A 24353	1989	CIH	1680 2WD, 3665 Hrs, Rock Trap, Field Track, Tires: Drive-30.5x32, Steer-14 9x24
A 24825	1986	CIH	1660 2WD, 3757 Hrs, Spec Rotor, Rock Trap, Tires: Drive-24.5x32, Steer-18.4x18.1
B 43509	1989	CIH	1640 2WD, 3436 Hrs, Specialty Rotor, Auto Header Control, 24.5x32 Drive Tires

\$50,000-\$100,000

B 40943	1999	CIH	2388 4WD, 1483 Hrs, Spec Rotor, Field Tracker, GLM, 30.5x32 Drive Tires
B 41749	1996	CIH	2188 2WD, 2620 Hrs, Spec Rotor, Field Track, Rock Trap, Tires: Drive-30.5x32, Steer-18.4x26
B 43691	1996	CIH	2188 4WD, 2740 Hours, Spec Rotor, Rock Trap, Field Tracker, Chopper, 30.5x32 Drive Tires
B 43354	1995	CIH	2188 4WD, 2483 Hrs, Chopper, GLM, 30.5x32 Drive Tires
A 24943	1994	CIH	1688 2WD, Just Traded

\$50,000-\$100,000 Continued


A 24279	1993	CIH	1688, 1807 Hrs, Rock Trap, Field Tracker, GLM, Tires Drive-30 5x32, Steer-14 9x24
B 42458	1994	CIH	1666, 3328 Hrs, Chopper, Yield Monitor, Tires: Drive-30 5x32, Steer-14 9x24
A 24629	1993	CIH	1666 2WD, 3465 Hrs, Std Rotor, Rock Trap, GLM, Diesel, 30 5x32 Drive Tires
C 32203	1993	CIH	1644 2WD, 1463 Hrs, Rotor, Rock Trap, GLM, Tires Drive-24 5x32, Steer-14 9x24

\$100,000+

B 42852	1998	CIH	2388 4WD, 1282 Hrs, Chopper, Field Tracker, GLM, Tires: Drive-18.4x38 Duals
A 40750	1999	CIH	2388 4WD, 868 Hrs, Field Tracker, GLM, Chopper, Diesel, Tires: Drive-30 5x32

Other Used Combines


C 31520	1989	JD	9500 4WD, Conv, Rock Trap, GLM, Chopper, Tires: Drive-30.5Lx32, Steer-18 4x36
A 23588	1991	JD	9500 2WD Sidehill, 4912 Hrs, Straw Chopper, Tires: Drive-30.5x32, Steer-14 9x24
B 42490	1986	JD	8820 2400 Hrs, Rock Trap, Chopper, Tires: Drive-18.4x38 Duals, Steer-16 9x29
C 32154	1978	JD	6600 Sidehill, 3524 Hrs, Chopper, Deluxe Seat, Tires: Drive-23.1x26, Steer-11 00x15 SL
C 31625	1978	JD	6600 Sidehill, 4197 Hrs, Diesel, Tires: Drive-23 x26, Steer-11.00x16
B 42421	1981	MF	860, Chopper, New Radiator, Tires: Drive-30.5x32, Steer-14.9x24
B 43060		MF	550, Hydro, Chopper, 23 1x26 Drive, Clean Little Combine
A 24325	1980	NH	TR85 2WD, 3325 Hrs, Rock Trap, GLM, Tires: Drive-28Lx26, Steer-11 00x16




A 40750 1999 CIH 2388 4WD, 868 Hours, Field Tracker, GLM, No Rock Trap, Chopper, Diesel, Tires: Drive-30.5x32, Steer-18.4x26



A 43691 1996 CIH 2188 4WD, 2740 Hrs, Spec Rotor, Rock Trap, Straw Chopper, Field Tracker, GPS, 30.5x32 Drive Tires



A 24279 1993 CIH 1688, 1807 Hours, Rock Trap, Field Tracker, GLM, Tires: Drive-30.5x32, Steer-14.9x24, 3 Extra Concaves



B 42458 1994 CIH 1666 2WD, 3328 Hours, Chopper, Yield Monitor, Extra Concave, Tires: Drive-30.5x32, Steer-14.9x24, Excellent Condition



C 31520 1989 JD 9500 4WD, 4915 Hours, Monitor, FDR/REV, Rock Trap, Grain Loss Monitor, Tires: Drive-30.5L x 32, Steering - 18.4 x 36 FS

CASE IH