

85 Autocar cab & chassis, 315 Cummins, 8spd LL trans, heavy rears, 174" c/a, good condition, ready for work, 159,450 mi., \$12,000 OBO; 79 Autocar cab & chassis, 300 Cummins w/10spd Road Ranger, 10-whl 168" c/a, solid workhorse, 126,000 mi., \$5000 OBO. 717/684-8506

1983 IH refer tk DT466 diesel 5sp, Thermo-King 14ft body, \$9950. 215-257-7678

'94 Dodge 2500, 4x4, diesel, SLT, auto, \$12,900. '92 Ford Explorer, 4x4, XL, \$3495. 717-246-2271

**Weaver Distributing
Warehouse Direct To
Your Door!**



<p>Trailer Hitches Class 1 thru 5</p>	<p>Brake Controls \$45 - \$125</p>
<p>Convert-A-Ball \$31.95</p> <p>REMOVE BALL-REPLACE WITH DESIRED SIZE</p>	<p>Electrical plugs and adapters</p>
<p>Pintle Hooks and Accessories</p>	<p>Bike Racks</p>
<p>Triple Tow Mounts Black or Chrome balls</p>	<p>Cargo Carrier \$89.99</p>
<p>Fold-down Gooseneck Hitch</p>	<p>Quic N' Easy Cushion Hitch</p>
<p>Quic Goose Gooseneck Hitch</p>	<p>Extend-A-Truck \$99.00</p>
<p>Firehawk II 5th Wheel/Gooseneck</p>	<p>Adjustable Ballmounts</p>

Free shipping for most orders

Call For a Free Catalog
1-800-932-8373
1-800-WEAVER-D

Weaver Distributing
125 Blue Mountain Road
Fredericksburg PA 17026



FLATBED BODIES

Lengths to 32', choice of 5 widths.

GRAIN BODIES

Lengths to 24', landscape and general purpose dumps to 12'.

LANDSCAPE BODIES

Lengths to 12'. We'll build to your specs!

Eby is the leading manufacturer of aluminum bodies and trailers for agri-transportation. Our products are designed for superior strength, reduced weight for greater payload capacity, minimum maintenance and higher resale value in addition to premium standard features, we offer full custom options built to your specs.



**IN ALUMINUM BODIES
EBY BUILDS IT**

**Blue Ball, PA
800-292-4752**



WM. COHEN & SONS, INC.

"THE TRUCK PARTS STORE"

HEAVY DUTY TRUCK PARTS - NEW & USED - REBUILT REARS & TRANSMISSIONS
610-269-1298 Fax 610-269-0787 www.cohentruckparts.com



96 Morgan 22' Reefer Body
Swinging back doors, curb side door, damage on Thermo-King sheet metal



92 Hino Model FE
6 cyl turbo diesel, 6 spd, hyd brakes, 18' reefer body w/rollup door, roll up curb side door



New Flatbeds Available
Sizes currently available are 12', 14', 20', 22' and 24' Racks are also available



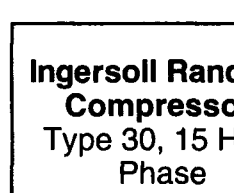
Michigan Loader Model L30
Quick Coupler, Comes With 1 Yard Bucket and 60" Forks, Runs Excellent



1968 Ford F-600
330 V8, 4spd, 2spd rear hydraulic brakes, 9' dump body, 21,000 GVW, runs excellent



85 Ford F-700
429 V-8, 5 spd, 2 spd rear, air brakes, 31,500 GVW



Ingersoll Rand Air Compressor, Type 30, 15 HP 3 Phase

4 I-Beams, 49' Long, 28" High w/12-1/2" Web



84 Ford LN800
5 spd, 2 spd rear, air brakes, 31,500 GVW



00 F-250/350 Pickup Beds




(9) 40' - 45' 1970's & Newer Steel Flatbed Trailers (also have drop deck trailers) some have sliding tandems, all in good condition \$2,500/Ea. and Up



200 SOLD Gal. Plastic Tanks For Sale



Aluminum Tanker/Trailers 7500 gal and up



25 HP Quincy Air Compressor 230 Amp, 3 Phase

11.1 60 series Detroit engines

12.7 60 series Detroit engines

8.2 non-turbo Detroit engines



Kalmar Forklift, propane powered, 4435 lb capacity, 42" forks, 192" lift, cushion tires, 2194 hours




87 Nissan Forklift Mdl P-2700 3000 Lb Capacity, 2 Stage Lift, approx 15' High, Pneumatic Tires

Approx. 50 Barn Beams. Various lengths & thickness. Been in dry storage for over 35 years.



Komatsu Forklift, propane powered, 4480 lb capacity, 42" forks, 188" lift, cushion tires, 6457 hrs



Locker system, door opening approximately 12"x12"x18" deep

Metal Storage Cabinets

- 30" W x 52" H x 26" D
- 32" W x 72" H
- 36" W x 78" H
- Heavy **SOLD** Cabinet
- 43" W x 66" H x 34" D
- Metal Open Cabinet Shelves
- 36" W x 55" H x 15" D
- 3 - Wooden Office Chairs