


WOODS

ONE TEST DRIVE AND YOU'LL UNDERSTAND.



MOW'N MACHINE

Come in and drive the new Woods F-Series Mow'n Machine today!


Drive the most advanced zero-radius front-mount mower on the market, the completely redesigned Mow'n Machine

- New improved transmissions for long life
- Increased fuel capacity lets you mow all day
- Flip-up deck allows under-deck maintenance
- Larger drive and tail wheels get you over and around obstacles
- Superior seat designed for maximum comfort
- Full range of attachments

No other front-mount compares

LOADERS

WOODS DUAL




7 Models to choose from.

Whether your tractor has two wheel or four wheel drive and falls within the 11 to 200 HP range Woods has a DUAL loader to fit your needs.

Fast-D-Tach attaches to your tractor in minutes.

Available in tractor matching colors

BACKHOES



Woods

Ground Breakers™

6 1/2 ft., 7 ft. & 9 ft.

3 HOOK-UP OPTIONS

Skidsteer • 3-Point Hitch • Subframe

Quality, performance & versatility describe the Woods family of backhoes. Multi-function Control Valve design provides for a smooth operation. These backhoes are a proven leader in the agricultural & commercial industries. For more information, see your Woods dealer.

BRUSHBULL

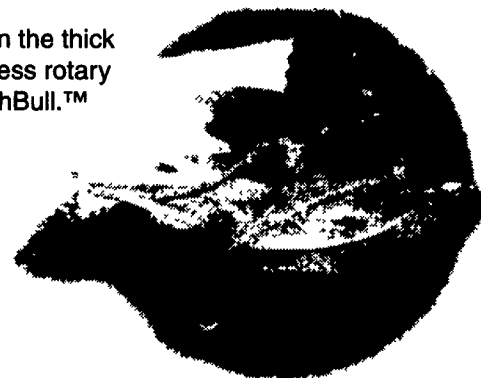
CUTTERS

Got a tough application? Knee deep in the thick stuff? Then you need the most relentless rotary cutter on the market, the Woods BrushBull.™


Standard Duty Series:
48, 60, 72 & 84 inches.

Medium Duty Series:
60, 72 & 84 inches

Heavy Duty Series:
60, 72 & 84 inches




PUT A BAT IN YOUR BARN BATWING 3180 - SPINDLE MOWER



The Woods model 3180 is the toughest Batwing® mower we've ever built. A "clean deck" design that resists cut material build-up, innovative Intra-Drive™ gearboxes engineered and built by Woods, and the fastest blade speeds of any mower in its class. The 3180 Batwing® cuts through brush, up to three inches in diameter. A blade overlap of over six inches, and you have a mower that delivers a quality cut, without streaking. From its heavy-gauge deckplate to its heavy-duty drivelines, we build the 3180 to last. What's more, they come complete with a 36-month gearbox warranty.

UNDERMOUNT MOWERS



- Cutting widths range from 42 to 72 inches
- Cuts from 2 3 to 3 acres per hour
- V-belt drives with automatic tension adjustment
- Heavy duty blade spindles for tough continuous commercial mowing

Products That Make A Winning Team...

WOODS



BELMONT FARM
Glyndon, MD
410-833-9091

B. EQUIP., INC.
Waynesboro, PA
717-762-3193

ECKROTH BROS.
FARM EQUIP.
New Ringgold, PA
570-943-2131
or
Orefield, Pa
610-366-2095

GRUMELLI'S FARM SERVICE
Quarryville, PA
717-786-7318

HINES EQUIPMENT
Cresson, PA
814-886-4183
or
Bellwood, PA
814-742-8171

LAWN CARE EQUIPMENT CENTER
Martindale, PA
717-445-4541

M.M. WEAVER & SONS, INC
Leola, PA
717-656-2321

MARSHALL MACHINERY
Honesdale, PA
570-729-7117

MESSICK'S
Elizabethtown, PA
717-367-1319
or
Abbottstown, PA
717-259-6617

MIFFLINBURG FARM SUPPLY, INC.
Mifflinburg, PA
570-966-3114

MORRIS INT'L., INC.
Everett, PA
814-652-6101

NICHOLS FARM EQUIP.
Bloomsburg, PA
570-784-7731

PIKEVILLE EQUIP. INC.
Oley, PA
610-987-6277

PIPERSVILLE GARDEN CENTER
Pipersville, PA
215-766-0414

READING KUBOTA
Rt. 61 North
Reading, PA
610-926-2441

REIFF FARM SERVICE
Shippensburg, PA
717-532-8601

TRACTOR PARTS CO.
Bloomsburg, PA
570-784-0250

WARREN COUNTY SERVICE CENTER
Blairtown, NJ
908-362-6916

WENGERS OF MYERSTOWN
Myerstown, PA
717-866-2135

WERTZ FARM & POWER EQUIPMENT
Glen Rock, PA
717-235-0111

YORK CO. FARM IND., INC.
Emigsville, PA
717-764-6412

ZIMMERMAN FARM SERVICE.
Bethel, PA
717-933-4114