

# BINKLEY & HURST BROS. INC. OFFERS GEHL SKID LOADERS AND LOTS OF ATTACHMENTS FOR MOST ALL BRANDS OF SKID LOADERS

Call And Ask For Rick 1-800-414-4705 OR Local 717-626-4705



**If You Want Speed, We Got It!**  
2 Speed Power Shift up to 12-1/2 MPH  
**Want Power? We Got It!**

### GEHL 6635 80 HP TURBO DIESEL

Available with Dual Hand Controls - Same As Case Uniloader OR Gehl T-Bar OR Hand & Foot Controls  
Stability and Lifting Power from our Long Wheel Base Machines Plus Visibility with Our Power View Loader Boom

Built tough to take the roughest excavation site skid steer punishment that can possibly be given - Try a Gehl from Binkley & Hurst with the attachments you need (Sales & Rentals)

**Get A Gehl From Binkley & Hurst Today!**

### GEHL One Super Machine! One Super Deal!



**5635**  
2 Speed Power Shift, Travel Up to 12-1/2 MPH

3600 Lb Tip Up Capacity, Powered by 56 HP Oil Cooled Diesel, Long 42" Wheel Base for More Stability Also Equipped with 72" Wide Bucket, Universal Quick Attach

See Binkley & Hurst Bros. Today

**BIGGEST. STRONGEST. FASTEST.**

### GEHL SKID LOADERS

From Binkley & Hurst Bros. Inc  
1-800-414-4705

### NEW GEHL 7000 SERIES SKID LOADERS

Check Out Our Complete Line of Quality Loaders

- |                                                                                                   |                                                                                                         |
|---------------------------------------------------------------------------------------------------|---------------------------------------------------------------------------------------------------------|
| <b>3635</b><br>36 hp diesel<br>1050 lb SAE operating capacity, 4410 lb operating weight           | <b>6635 Series II</b><br>80 hp turbo diesel<br>2350 lb SAE operating capacity, 7365 lb operating weight |
| <b>3935</b><br>36 hp diesel<br>1260 lb SAE operating capacity, 4550 lb operating weight           | <b>7600</b><br>90 hp diesel<br>3150 lb SAE operating capacity, 9425 lb operating weight                 |
| <b>4635</b><br>44 hp diesel<br>1425 lb SAE operating capacity, 6060 lb operating weight           | <b>7800</b><br>110 hp turbo diesel<br>3600 lb SAE operating capacity, 9475 lb operating weight          |
| <b>4835</b><br>57 hp turbo diesel<br>1625 lb SAE operating capacity, 6240 lb operating weight     |                                                                                                         |
| <b>5635 Series II</b><br>60 hp diesel<br>1900 lb SAE operating capacity, 6960 lb operating weight |                                                                                                         |



- Strongest Load Capacity up to 3 600 lbs
- Fastest Ground Speed Up to 14 mph
- Highest Lift Height Nearly 12 ft
- Most Powerful Engine Up to 110 hp


### BACKHOES IN STOCK FOR YOUR SKID LOADER



**Power & Performance**

The challenge - produce a line of skid loaders that will do the job for construction contractors, landscapers, renters and farmers. The solution - the Gehl 35 Series skid loaders, engineered for efficiency and built for performance

Some sizes up to 11 foot digging depth. Backhoes available for other makes of Skid Loaders!



### LIFT WITH A PALLET FORK

Grabbles available to go with Pallet Forks or Bucket  
Gehl offers Long Wheel Base Stability  
Greater Lifting Power!



**BREAK**  
With a Breaker Hammer



**SWEEP**  
All Types of Brooms




Gehl Trencher S-25



Gehl Earth Auger S-25

### QUALITY GEHL MACHINES

See Binkley & Hurst Bros. Today!



Toyota Pneumatic - Diesel (1994) Model 025FD-35 6 cylinder 8 000 lb capacity 2 speed auto power steering side shift triple mast (82 down/169 up) low hours excel lent condition  
**\$7,900**

C. Betz Forklift Sales & Service  
717-485-0410

### SILOS AND UNLOADERS



477 East Farmersville Rd.  
New Holland, PA 17557  
(717) 355-2361



### Bunker Silos



Precast T-Wall Concrete Bunker Silos or Commodity Buildings built to suit your needs. Bunkers available in 8 Ft. or 12 Ft. High


**ROVENDALE AG is pleased to announce We Now Sell & Service All The Following Silo Unloaders**



We service all makes & models of silo unloaders

Sales & Service  
**ROVENDALE AG & BARN EQUIP.**  
WATSONTOWN, PA 17777  
570-538-9564 OR 570-742-4226  
Exit 31, I-80 to -180 Watstown Exit  
Hours: Mon.-Fri. 8 to 5; Sat. 8 to 12

### THIS WEEK'S SPECIAL



436 Weaverline Feed Cart  
Approx. 260 hrs. - Like Brand New!

### Other Used Equipment

- 20' Pack Drive Unloader
- 16' Center Ring Drive Unloader
- 200 Polygon Mixer
- 354 Roto-Mix Trailer Mixer, real nice
- 274 Roto-Mix Rental Unit
- 424 Weaverline Feed Cart

**LAPP'S BARN EQUIPMENT, INC.**  
5935 OLD PHILADELPHIA PIKE (PA Rt. 340),  
GAP, PA 17527

PHONE: 717-442-8134

**WE SERVICE WHAT WE SELL**  
Radio Dispatched Trucks Call or Write For FREE Catalog



133 Rothsville Station Rd.  
P.O. Box 0395  
Lititz, PA 17543-0395

(717) 626-4705  
1-800-414-4705  
Fax 717-626-0996

