

2300 Series Combines

- B 42763 1998 CIH 2388 2WD, 1200 Hrs
- B 40943 1999 CIH 2388 4WD, 1483 Hrs, Spec Rotor, Field Tracker, GLM, 30.5x32 Drive Tires
- A 40750 1999 CIH 2388 4WD, 868 Hrs, Field Track, GLM, Chopper, Tires: Dr-30.5x32, St-18.4x26
- B 42852 1998 CIH 2388 4WD, 1282 Hrs, Chopper, Field Track, Tires: Dr-18.4x38 Duals, St-18.4x24

2100 Series Combines

- B 43354 1995 CIH 2188 4WD, 2483 Hrs, Chopper, GLM, 30.5x32 Drive Tires
- B 41749 1996 CIH 2188 2WD, 2620 Hrs, Sp Rotor, Field Track, Rock Trap, Tires: Dr-30.5x32, St-18.4x26
- B 42363 1995 CIH 2188 2WD, 2395 Hrs, Sp Rotor, Rock Trap, Chopper, GLM, Tires: Dr-18.4x38, St-18.4x26
- B 43691 1996 CIH 2188 4WD, 2740 Hours

1600 Series Combines

- B 43509 1989 CIH 1640 2WD, 3436 Hrs, Spec Rotor, Auto Header Control, Drive Tires: 24 5x32
- C 32203 1993 CIH 1644 2WD, 1463 Hrs, Rotor, Rock Trap, GLM, Tires: Drive-24.5x32, Steer-14.9x24
- A 24825 1986 CIH 1680 2WD, 3755 Hrs, Spec Rotor, Rock Trap, GLM, Tires: Dr-24.5x32, Steer-18.4x18 1
- A 24629 1993 CIH 1666 2WD, 3400 Hrs, Std. Rotor, Rock Trap, GLM, Diesel, 30.5x32 Drive Tires
- B 42458 1994 CIH 1666, 3328 Hrs, Chopper, Yield Monitor, Tires: Drive-30.5x32, Steer-14.9x24
- B 42705 1986 CIH 1680 2WD, 3671 Hrs, Std. Rotor, Chopper, GLM, Field Tracker, Drive Tires-30.5x32
- A 22724 1989 CIH 1680 2WD, 2654 Hrs, Spec Rotor, Field Track, Tires: Drive-30.5x32, Steer-14.9x24
- A 24279 1993 CIH 1688, 1807 Hrs, Rock Trap, Field Tracker, GLM, Tires: Drive-30.5x32, Steer-14.9x24

1400 Series Combines

- A 22233 1978 IH 1460 2WD, 3615 Hrs, Std Rotor, Radio, 3rd Seat, Tires: Drive-28Lx26, Steer-11.00x16
- C 42563 1984 IH 1460 2WD, 4207 Hrs, Chopper, Tires Drive-30.5x32, Steer-14.9x24
- A 24483 1981 IH 1460, 3648 Hrs, Tires: Drive-23.1x26, Steer-11.00x16

John Deere Combines


- A 23588 1991 JD 9500 2WD Sidehill, 4912 Hrs, Straw Chopper, Tires: Dr-30 5x32, St-14 9x24
- B 43670 JD 7720 4WD
- A 23616 1988 JD 6620 Titan II Sidehill, 1063 Hrs, Tires: Drive-28Lx26, Steer-11 2x24
- C 31625 1978 JD 6600 Sidehill, 4197 Hrs, Diesel, Tires: Drive-23.x26, Steer-11.00x16
- C 32154 1978 JD 6600 Sidehill, 3524 Hrs, Chopper, Tires: Dr-23.1x26, St-11 00x15 SL
- A 24326 1978 JD 6600, 2796 Hrs
- A 24323 1981 JD 4420, 2313 Hrs, Grain Loss Monitor

Other Combines


- B 43033 1992 AC R62 2WD, 1510 Hours, Just Traded
- A 24325 1980 NH TR85 2WD, 3325 Hours, Rock Trap, GLM, Tires: Dr-28Lx26, Steer-11x16
- B 42421 1981 MF 860, Chopper, New Radiator, Tires Drive-30 5x32, Steer-14.9x24
- B 43060 1979 MF 760, Rock Trap, Diesel, Hydro, Tires: Dr-24.5x32, Steer-14Lx16 1




B 43033 1992 Allis Chalmers R62 2WD, 1510 Hours, Just Traded



A 24325 1980 NH TR85 2WD, 3325 Hours, Rock Trap, GLM, Tires; Drive-28Lx26, Steer-11.00x16, Short Auger



A 24629 1993 CIH 1666 2WD, 3400 Hours, Standard Rotor, Rock Trap, 30.5x32 Drive Tires, GLM, Diesel




A 23008 1979 IH 1460 2WD, 3450 Hours, Standard Rotor, w/810 Platform, Auto Header Control, Tires: Drive- 28Lx26, Steer-18.4 x16.1



A 23588 1991 JD 9500 2WD Sidehill, 4912 Hours, Straw Chopper, Chaff Spreader, Tires: Drive - 30.5 x 32, Steer - 14.9 x 24



C 31520 1989 JD 9500 4WD, 4915 Hours, Monitor, FDR/REV, Rock Trap, Grain Loss Monitor, Tires: Drive - 30.5L x 32, Steering - 18.4 x 36 FS



B 42490 1986 JD 8820, 2400 Hours, Duals, Rock Trap, Chopper, GLM, New Grain Pan, Tires: Drive-18.4x38, Steer-16.9x29, Field Ready, Good Condition

YOUR EQUIPMENT UP FOR THE TASK?

Hay & Forage

Propelled Windrowers

- 3 CIH 8830 SP Windrower
- 4 NH 1495 Windrower

Collaneous

- 1 Case 15' Mower
- 2 Hardee 15' Mower
- 0 JD 1508 Mower
- 6 Rhino SR-15 Mower
- 9 Rhino SR-15 Mower
- 7 Rhino F120 Mower
- 4 Woods 121-12' Mower
- 5 Woods RM 90 Mower
- 7 IH 35 Rake
- 2 NH 9' Rake
- 0 CIH 600 Blower
- 9 NH 255 Hay Tedder
- 4 CIH 8720 Forage Harvester



43412 NH411 Mower Conditioner



A 24482 1998 New Holland 590 Baler, 3x3 Bales, 12,000 Bales



C 32193 1995 CIH 8830 Self-Propelled Windrower, 12' Sickle Bar Header, 967 Hours, Hydro

Just Traded

Intercourse Store

- 24933 7' X 40" Bucket
- 24887 Hesston 4550 Baler
- 24883 IH 820-16 5' Platform
- 24882 DMH 2500a-3am Subsoiler
- 24880 CIH 1020-15 Platform
- 24879 IH 1480 Combine
- 24850 IH 856 2WD Tractor
- 24845 Kewanee 12' Offset Disk
- 24844 BR 21' Packer
- 24843 Sunflower 6331 Soil Finisher
- 24842 Krause 3208 Disc

McAllisterville Store

- 24888 JD 1508-15' Mower
- 32219 GEHL 7' Mower Conditioner
- 32216 Knight 712 Spreader
- 32215 NH 570 Baler w/Thrower
- 24783 CIH 5250 MFD Cab
- 32212 CIH 7120 MFD Cab Tractor

Middletown Store


- 43954 WD 3180 Mower
- 43952 CIH 5100 Twin Drill
- 43946 Wilmar 765 Sprayer
- 43942 CIH 5400-20' Dnll
- 43937 CIH 9390 4WD Tractor
- 43928 CIH 8930 MFD Tractor
- 43808 IH 1586 Tractor
- 43953 CIH 5400 NT Drill 15
- 43866 Knight 3450 Mower
- 43850 CIH 3200B Sprayer
- 43847 CIH 385 4WD Tractor W/Ldr
- 43837 Rhino F120 Mower
- 43812 JD 4255 4wd Tractor
- 43752 BR 13' Cultmulcher
- 43751 IH 15' Field Cultivator

Used No-Til Drills


JUST IN TIME FOR SOYBEANS!

NO.	MAKE	MODEL	SIZE	ATTACHMENTS
B 43953	Case IH	15' 5400 NT Drill		Press Wheels, Grass Seed
A 24754	Great Plains	10' EW No-Till Drill	16x7	Press Wheels, Tine Attachment
B 42900	Great Plains	30' No-Till Drill	7 5"	Press Wheels, Tine Attachment


Financing Available on All Planters and Drills



B 24499 1993 Great Plains 30' NT Drill, 3" Press Wheels, 7.5" Spacing



A 24754 1993 Great Plains 10' EWNT Drill, No-Til, 7x16 Row Spacing, Cylinder and Hoses, 2" Press Wheels, Grass Seed



B 42838 2001 GP 2010P Precision Drill, 587 Acres, 7 5" Spacing, Double Fold Markers, 3"x13" Press Wheels, Dual Gauge Wheels




C 32064 1996 GP 1005 NT Grain Drill, 7 5" Spacing, Grass Seed Attach, 3x13 Press Wheels, 3677 Acres, New DD Openers & NT Coulters



B 42583 1991 GP 15' NT Drill, 24 Rows, 7.5" Spacing, 3x13 Press Wheels, 3x13 Press




B 42569 1995 Great Plains 26 30' NT Drill, 48x7.5", 3x5 Press Wheels, Turbo Coulters, Monitor



B 42714 1995 Great Plains 30' NT Drill, Turbo Coulters, 3x13 Press Wheels, 7.5" Spacing

Used Sprayers



B 24635 Tyler Patriot Wide Trac Sprayer, 2843 Hours, 177 HP Cummins Engine, 75' Boom, 750 Gallon Tank, Dicke John Monitor, Record, Includes Warranty!



B 24636 Tyler Patriot 150 Sprayer, 1230 Hrs, 150 HP, Deutz Engine, 750 Gallon Tank, 75' Boom, Dicke John Monitor, Record, Includes Warranty!



B 43850 1999 Case-IH 3200B Sprayer, Just Traded



C 42253 Vermeer 50551 Round Baler, Makes 5x5 Round Bales, Auto Tie, Monitor, Bale Ramp, Hydraulic Pickup, Ex Cond \$7,500




B 18970 Krause 4907 25' Folding Rigid Disc, 9" Front and R Spacing, Blades - 20" front, 21" Rear, Rear Hitch, \$7,900



C 24022 1990 NH 411 Mower Conditioner, 10'4" Cut, 8 Discs, New Chevron Rolls and Knives \$5,700



B 42372 IH 475 Disc, Tills 19 5', 7 5" Spacing, 13' 2" Transport Width, New Blades \$4,500



C 32108 CIH 1550 SA Manure Spreader \$2,750



B 42552 IH B275 2WD \$2,100