

Westminster Livestock

Hagerstown, Md.

Report Supplied By Auction
May 28, 2002

SLAUGHTER COWS: 93 HEAD, 1.50 LOWER. BREAKERS 43.00-47.75, BONERS 43.00-46.00, LEAN 39.00-43.00, THIN 39.00 DOWN.

BULLS: 8 HEAD. YG+N1 1200-1600 LBS. 56.00-58.50, YG+N2 54.00-56.00.

FED STEERS: 26 HEAD, 1.00 LOWER. HIGH CHOICE TO PRIME 1200-1450 LBS. 66.50-68.75, OVER 1500 LBS. TO 64.00, CHOICE 2-3 1200-1400 LBS. 64.00-66.00, CHOICE HOLSTEINS 1100-1500 LBS. 55.00-58.50, 1 1750 LBS. AT 54.00.

FED HEIFERS: 16 HEAD. HIGH CHOICE 1100-1400 LBS. 64.75-67.00, LOW CHOICE 1000-1400 LBS. 60.00-64.00.

CALVES: 150 HEAD, GOOD SLAUGHTER. 90-115 LBS. 60.00-77.00; HOLSTEIN BULLS RETURNING TO FARM 20.00-30.00 LOWER. +N1 90-125 LBS. 160.00-182.00, 80-88 LBS. 130.00-160.00, 130-140 LBS. 105.00-167.00; +N2 90-125 LBS. 100.00-150.00, 80-88 LBS. 90.00-125.00; HOLSTEIN HEIFERS ACTIVE BIDDING. +N1 90-120 LBS. 590.00-640.00, 70-90 LBS. 360.00-540.00; BEEF X BULLS 70-90 LBS. 130.00-172.00; BEEF X HEIFERS 70-95 LBS. 205.00-250.00, 1 HEREFORD AT 330.00.

BUTCHER HOGS: 93 HEAD, 3.00 LOWER. +N1 AND 3 230-290 LBS. 27.50-28.50, +N2 AND 3 220-280 LBS. 25.00-27.25, 300-375 LBS. 19.00-23.25.

SOWS: 13 HEAD, 3.00 LOWER. 300-500 LBS. 15.00-20.00, 500-650 LBS. 18.00-23.25.

BOARS: 10.75-13.00.
STOCK CATTLE: 88 HEAD, HIGHER PRICES. STEERS MED. AND LARGE FRAME 3 TAME HEREFORDS 380-420 LBS. 127.00-141.00, BULK 400-600 LBS. 75.00-98.00, 600-700 LBS. 68.00-77.00.

HEIFERS: MED. AND LARGE FRAME 300-400 LBS. 104.00-117.00, 400-500 LBS. 81.00-95.00, 500-700 LBS. 68.00-80.00, 700-800 LBS. 55.00-69.00.

BULLS: 200-400 LBS. 101.00-110.00, 400-600 LBS. 80.00-87.00, 600-800 LBS. 53.00-55.00.

SHEEP: 92 HEAD, HIGHER PRICES. UNDER 150 LBS. 30.00-69.00, OVER 150 LBS. 18.00-35.00.

LAMBS: 96 HEAD, 2.00-5.00 LOWER. HIGH CHOICE TO PRIME 90-120 LBS.

79.00-86.00, 70-90 LBS. 79.00-91.00, 50-70 LBS. 90.00-101.00, 30-50 LBS. 75.00-90.00.

GOATS: 47 HEAD. LARGE BILIES AND WETHERS 79.00-95.00, MEDIUM 50.00-70.00, LARGE NANNIES 60.00-90.00, MEDIUM 45.00-70.00.

PIGS AND SHOATS: 99 HEAD, GOOD DEMAND. BY THE HEAD 20-30 LBS. 15.00-29.00, 30-50 LBS. 23.00-40.00, 50-70 LBS. 39.00-55.00; BY THE LB. 30-40 LBS. 61.00-72.00, 55-75 LBS. 57.00-66.00, 2 HEAD 88 LBS. AT 62.00.

Midwest Daily Livestock Summary

Amarillo, Texas
May 29, 2002

Report Supplied By USDA

Five area direct slaughter cattle live trade and dressed trade was not established. Dressed sales steady to 1.00 lower at 101.00-103.00, mostly 102.00-103.00 in Northern plains. Steers: live basis: over 80% Choice 66.00, weighted average price 66.00; 65-80% Choice 65.25, weighted average price 65.25; 35-65% Choice 64.00, weighted average price 64.00. Dress basis: 65-80% Choice 104.00, weighted average price 104.00; 35-65% Choice 105.00, weighted average price 105.00. Heifers: live basis: over 80% Choice 65.00, weighted average price 65.00; 65-80% Choice 64.50-66.25, weighted average price 65.68; 35-65% Choice 63.25-64.00, weighted average price 63.32. Dressed basis: 65-80% Choice 104.00, weighted average price 104.00; 35-65% Choice 101.00, weighted average price 101.00.

At So. St. Paul terminal market, slaughter steers and heifers sold steady on a light test while Holsteins steers were .50-1.00 higher. So St Paul: Steers: Couple Choice 2-4 1330 lbs 63.50. Holsteins: Choice, few Prime 1380-1735 lbs 57.50-60.80. Heifers: Choice 2-3 few 1170-1420 lbs 63.25- 65.25.

Sioux Falls terminal slaughter steers and heifers traded steady, instances .50 lower. Steers: High Select and Choice 2-3 1292-1442 lbs 64.00-65.40. Holsteins: Select and Choice 2-3 1313-1770 lbs 55.00-58.00. Heifers: High Select and Choice 2-3 1155-1205 lbs 64.10-65.00.

Estimated daily cattle slaughter under federal inspection for Wednesday was estimated at 133,000 head compared to 134,000 a week ago and 133,000 a year ago. Week to date totals through Wednesday 269,000 head compared to 393,000 last week and 268,000 a year ago.

CME Futures Closes for Live Cattle: June 62.27, down 55; Aug 62.30, down 55; Oct 65.20, down 40.

Slaughter cows at South St. Paul sold fully steady. Breakers 70-80 percent lean over 1100 lbs 45.00-47.50, high dressing up to 51.00; Boners 80-85 percent lean over 1050 lbs 44.00-45.25, high dressing up to 47.00; Lean 85-90 percent lean over 850 lbs 40.00-44.00, high dressing up to 45.00.

Barrows and gilts at terminal markets traded 50-2.00 lower at 29.00- 29.50 on 220-270 lb 47-51% lean barrow and gilts. The National direct trade prices are based on 185 lbs hog carcass with 0.9-1.1 inch back fat and 6 inch square loin/2.0 inch depth plant delivered. National direct trade closed 1.00-1.25 lower prices ranging 37.00-48.65, weighted average price 43.73. Iowa-S0. Minnesota direct trade closed 1.00-1.50 lower at 38.00-48.65, with weighted average price 43.65. The Western Cornbelt closed 1.25-1.50 lower with prices ranging 38.00-48.65, weighted average price 43.67. The Eastern Cornbelt prices were 75 lower ranging from 37.00-48.45, an average price 43.81.

Hog slaughter under federal inspection estimate on Wednesday was estimated at 374,000 head compared to 365,000 a week ago and 365,000 a year ago. Week to date totals through Wednesday 747,000 head compared to a week ago 1,109,000 head and a year ago actual slaughtered 743,000.

CME Future Closes for Lean Hogs: June 46.42, up 05; July 47.05, down 15; August 45.97, down 22.

Old crop slaughter lambs traded 1.00 higher at So. St. Paul, MN while new crop lambs were 2.00 higher. Shorn: Old crop: Choice, end Prime 2-3 120-140 lbs 64.00-66.00. Woolled: New crop: Choice, end Prime 2-3 110-130 lbs 66.00-68.00. At San Angelo slaughter lambs sold firm. Slaughter lambs: Choice 2-3 shorn and woolled 90-140 lbs 57.00-66.00; new crop 90-125 lbs 68.00-78.00.

Sheep and lamb slaughter under federal inspection estimate on Wednesday was estimated at 13,000 head compared to 12,000 a week ago and 12,000 a year ago. Week to date slaughter for sheep through Wednesday 26,000 head compared to a week ago 37,000 head and a year ago same day actual slaughtered 23,000 head.

National Weekly Lamb Report

Des Moines, Iowa
May 29, 2002

Report Supplied By USDA

NATIONAL WEEKLY LAMB REPORT: Carlot volume negotiated sales for delivery within 14 calendar days. FOB plant basis, hind trotters off. Price CWT. Weighted average prices in parentheses.

CHOICE AND PRIME, YG 1-4: Total head 17,225. 30 lbs/down, 120 head, 274-362.00 (322.75); 30-40 lbs, 93 head, 166-264.00 (196.33); 40-45 lbs, 281 head,

140-224.00 (164.06); 40-50 lbs, 463 head, 140-204.00 (154.00); 50-55 lbs, 656 head, 140-180.00 (150.75); 55-60 lbs, 1,827 head, 140-180.00 (145.87); 60-65 lbs, 2,056 head, 138-180.00 (146.67); 65-75 lbs 4,355 head, 138-180.00 (141.47); 75-85 lbs, 4,840 head, 110-147.00 (133.38); 85 lbs/up, 2,538 head, 103-125.00 (111.05).

CHOICE AND PRIME, YG 5: Total head 1,341. 65-75 lbs, 49 head, 70-109.50 (90.15); 75-85 lbs, 152 head, 70-95.00 (74.11); 85 lbs/up, 1,140 head, 70-97.00 (79.20).

Five-Area Weekly Average Direct Slaughter Cattle

St. Joseph, Mo., May 28, 2002 – USDA Market News Service
Sales in Texas/Oklahoma; Kansas; Nebraska; Colorado; and Iowa/Minnesota Feedlots for
Week Ending Monday, May 27, 2002

Confirmed Sales: 156,095; Week Ago: 164,202; Year Ago: N.A.

LIVE BASIS SALES:

SLAUGHTER STEERS:

	Head Count	Weight Range	Price Range	Avg. Weight	Avg. Price
Over 80% Choice	2,411	779-1550	63.00-66.65	1,270	65.20
65-80% Choice	10,544	900-1600	62.00-66.50	1,287	64.09
35-65% Choice	28,600	875-1550	60.50-66.05	1,228	63.82
1-35% Choice	1,457	970-1400	63.00-64.00	1,238	63.88

SLAUGHTER HEIFERS:

Over 80% Choice	683	865-1525	63.50-67.00	1,176	64.88
65-80% Choice	7,063	875-1600	62.00-65.50	1,153	63.89
35-65% Choice	30,882	875-1440	61.10-65.00	1,115	63.88
1-35% Choice					

DRESSED BASIS:

SLAUGHTER STEERS:

Over 80% Choice	1,527	500-1066	101.00-106.50	842	103.31
65-80% Choice	16,326	534-1092	100.00-108.00	816	102.69
35-65% Choice	20,311	535-1096	100.00-107.00	813	102.31
1-35% Choice					

SLAUGHTER HEIFERS:

Over 80% Choice	677	500-1000	102.00-105.00	722	102.66
65-80% Choice	7,725	488- 987	100.00-104.00	734	102.31
35-65% Choice	12,355	498-1003	100.00-106.00	748	101.85
1-35% Choice					

Weekly Accumulated Weighted Averages (Beef Breeds):

	Head Count	Avg. Weight	Avg. Price
Live Steer	43,012	1,245.4	63.96
Live Heifer	38,628	1,122.9	63.90
Dressed Steer	38,164	815.5	102.51
Dressed Heif	20,787	741.7	102.04

Week Ago Weighted Averages:




Live Steer	55,975	1,237.2	66.85
Live Heifer	42,283	1,111.7	66.88
Dressed Steer	27,050	813.2	107.02
Dressed Heifer	21,041	737.8	106.29

Year Ago Weighted Averages: Not available.

Live Steer
Live Heifer
Dressed Steer
Dressed Heifer

**HEAVY DUTY
HOOF TRIMMING TABLES**

Endorsed by the International Hoof Trimming School of Wisconsin



- 12-year building experience in the tables design
- 2"x2" tube frame chute
- chute measures 75"x28"x75" high
- 4" casters for cradle fold-up
- 2 10-inch lift belts
- 3500 lb. axle with or without brakes
- two hydraulic cylinders for extra stability
- tool box for D.C. pump and battery protection
- manure grate to keep work area clean
- fold away side gate
- removable head board
- 45 min. video from International Hoof Trimming School of Canada

FOUR MODELS TO CHOOSE

1. PORTABLE
2. STATIONARY
3. 3-POINT HITCH
4. SKID STEER MOUNT

BERKELMAN'S WELDING

RR 7, AYLMEER, ONTARIO, CANADA N5H 2R6
(519) 765-4230 1-877-230-9993


Web Page: www.berkelmanswelding.on.ca

Call BenCo for

Precision Laser Cutting

Laser cutting is the ideal choice for early design prototypes and final large quantity production runs.

Whether your needs are for one piece or ten-thousand, laser cutting gives you an exact replication with a tolerance of only +/- .001, if required.



For Free Price Quotes
Contact Ben Beiler
email: ben@bencotechnology.com



Visit our web site at:
www.bencotechnology.com

BenCo Technology • 104 Reservoir Road • Honey Brook, PA 19344
610/273-3364 • fax: 610/273-7443