

# To Harvest

## USED TRACTORS

**NO INTEREST  
TILL 3/1/03\***

**On Used 4WD Tractors**

*\*Financing options subject to change without notice.*

### USED 4WD TRACTORS

NO.	YR	MAKE	DESCRIPTION	HP
A 24397	2001	CIH	STX 440 Quadtrac, 781 Hours, Construction Specs,	440 ENG
A 24062	1998	CIH	9380 Quadtrac 4WD Cab, 2062 Hours, Diesel,	400 ENG
B 24061	1998	CIH	9370 Quadtrac 4WD Cab, 2842 Hours, 1000 PTO	360 ENG
B 42713	1998	CIH	9370 Quadtrac, 1009 Hours, 1000 PTO,	360 ENG
B 42300	1996	CIH	9370 4WD, 4109 Hrs, 20.8R42 Duals, 1000 PTO,	360 ENG
B 43094	1997	CIH	9370 Quadtrac, 3500 Hours,	360 ENG
A 24820		CIH	9270 4WD, Just Traded	335 ENG
A 24663	2000	CIH	STX 325 4WD 135 Hours, 20 8x42 Duals	325 ENG
B 23750	1992	JD	8760 4WD Cab, 7217 Hours, 20 8x42 Rear Duals,	300 ENG
A 24731	1975	Steiger	Cougar II, 18 4x38 Duals,	270 HP
B 43639	1975	MF	1805 4WD, 2669 Hrs, 18 4x38 Rr Duals, 1000 PTO,	192 HP
B 42511	1982	Versatile	555 4WD Cab, 3860 Hrs, 18.4x38 F&R Duals, 182 PTO HP	
A 24103	1976	IH	4366 4WD Cab, 3235 Hrs, 3 Rem, 18.4x38 Duals, 163 PTO HP	

### USED MAGNUMS

NO.	YR	MAKE	DESCRIPTION	HP
B 43709		CIH	MX 240 MFD Cab, Just Traded	205 HP+
B 43058	1998	CIH	8940 MFD Cab, 487 Hrs, 1000 PTO, 20.8x42 Duals	205 HP+
A 24148	1998	CIH	8940 MFD Cab, 950 Hrs, 1000 PTO, 3 Pt Hitch	205 HP+
B 42286	2000	CIH	MX 240 MFD Cab, 636 Hrs, 1000 PTO, 3 Pt Hitch	205 HP+
A 24819	1996	CIH	7240 MFD Cab, 3137 Hrs, Rear-20 8x42 Duals	197 HP
A 23805	1998	CIH	8930 MFD Cab, 1954 Hours, 20 8x38 Rear Duals,	185 HP+
A 23803	2000	CIH	MX 220 MFD Cab, 1607 Hours, 20 8x38 Rear Tires	185 HP+
A 24788	1997	CIH	8920 2WD 1485 Hours,	155 HP+
B 43242	1998	CIH	8920 MFD Cab, 1672 Hours, 18 4x42 Rear Duals,	155 HP+
A 24729	1994	CIH	7220 2WD, 4384 Hours,	155 HP+
C 32212	1990	CIH	7120 MFD Cab, 540/1000 PTO, 20x8x38 Rr Duals,	150 HP+
A 24818	1992	CIH	7110 2WD Cab, Just Traded,	131 HP+

### USED 100+ HP TRACTORS

NO.	YR	MAKE	DESCRIPTION	HP
B 43287	1989	JD	4755 Mfd Cab, 4235 Hrs, Duals, S Remotes	177 HP
C 32128	1973	IH	1468, 2117 Hrs, 20 8x38 Rear Tires, 540/1000 PTO	145 HP
C 32028	1977	IH	1486 Cab, 6159 Hrs, 20 8x38 Rear Tires, 3 Pt	145 HP
C 42634	1982	IH	5088 Cab, 3 Pt Hitch, 18 4x38 Rear Tires,	136 HP
A 24737	1987	CIH	2294 2WD, 5841 Hours, 18.4x38 Duals, 1000 PTO,	131 HP
B 42598	1981	JD	4440 Cab, 3 Pt, 18 4x38 Rear Tires, 540/1000 PTO	130 HP
A 24640	1993	JD	7700 2WD Cab, 3100 Hours,	125 HP
A 24388	1973	CIH	1066H 2WD w/Ldr, 15,799 Hrs, 20 8x38 Rear Tires,	116 HP
C 32137	1973	IH	1066 2WD, 5585 Hrs, 18 4x38 Rr Tire, 540/1000 PTO	116 HP
C 24783	1995	CIH	5250 MFD Cab, W/510 Loader, Rear Tire-16 9x38	112 HP
A 24313	1970	IH	1026 Hydro, 3 Pt, 18 4 x 34 Rr Tires, 540/1000 PTO	112 HP
A 24230	1983	Case	2094 2WD, 8605 Hrs,	110 HP
A 24343	1971	IH	966 2WD, 7600 Hrs, 18.4 x 38 Rr Tires, 540 PTO	100 HP
B 43237	1995	CIH	5240 MFD Cab W/ Loader, 6100 Hrs	100 HP


### USED UNDER 100 HP TRACTORS

NO.	YR	MAKE	DESCRIPTION	HP
C 32170	1987	CIH	MX 110 2WD Cab with 300 Loader,	95 HP
C 32164	1986	CIH	1896 2WD Cab, 5290 Hours, 18.4x38 Rear Tires,	95 HP
A 24411	1979	IH	886 2WD, 5633 Hours,	86 HP
C 32134	1984	Case	1594 MFD Cab, 3639 Hours, 18.4x34 Rear Tires	85 HP
B 43678	1998	CIH	MX 110 With Loader, 576 Hours, 18.4x38 Rear Tires	85 HP
B 43495		IH	756,	76 HP
B 43270		IH	756,	76 HP
A 24821		JD	3020, Just Traded	70 HP
C 32169	1981	IH	784 2WD, Diesel, 2144 Hours, 17 4x30 Rear Tires,	65 HP
C 32047	1961	IH	560 w/Paver, 3242 Hrs, 12x24 Rear Tires, 540 PTO	59 HP
B 41106	1990	CIH	585 2WD, 2548 Hours, 14 9x24 Rear Tires,	52 HP
A 24271	1999	CIH	CX60 MFD Cab, 184 Hours, 18.4x30 Rear Tires,	50 HP
C 19755	1976	IH	464 2WD, 7671 Hours, 14.9 x 28 Rear Tires, 3 Pt,	46 HP
B 43127	1986	CIH	385 13.6x28 Turf Tires,	35 HP
A 24001	1995	Kubota	L 3300 GST, 1355 Hours, 540 PTO, 3 Pt Hitch	28 HP
A 23650		IH	3514 Loader/Backhoe	
B 42652		IH	B 275 2WD	
B 43122	1987	JD	900 HC, With Cultivator, 2437 Hours,	
C 32190		Case	580 CK Tractor with Loader	


Financing Available Through **CASE CREDIT**



**WWW.HOOBER.COM**



A 40750 1999 CIH 2388 4WD, 868 Hours, Field Tracker, GLM, No Rock Trap, Chopper, Diesel, Tires Drive-30 5x32, Steer-18 4x26




B 40943 1999 CIH 2388 4WD, 1483 Hours, Specialty Rotor, Rock Trap, Chopper, 30 5x32 Tires-New



B 41749 1996 2188 2WD, 2620 Hours, Field Tracker, Specialty Rotor, Rock Trap, GLM, Chopper, Tires Drive-30 5x32 Steer-18 4x26




A 22724 1989 CIH 1680 2WD, 2654 Hours, Field Tracker, Specialty Rotor, GLM, Rock Trap, Tires Drive-30 5x32, Steering-14 9x24, \$46,500



B 42458 1994 CIH 1666 2WD, 3328 Hours, Chopper, Yield Monitor, Extra Concave, Tires Drive-30 5x32, Steer-14 9x24, Excellent Condition



C 31520 1989 JD 9500 4WD, 4915 Hours, Conventional, Rock Trap, Grain Loss Monitor, Tires Drive - 30.5L x 32, Steering - 18 4 x 36 FS



# BUY NOW!

# NO INTEREST TILL 1/1/03\*

**On Used Combines and Heads**

Call a Hooper Salesman Today for Details.



**\$10,000-\$20,000**

A 16020	1984	IH	1440 2WD, 4078 Hours, Cab w/AC, Heat, Tires Drive-24 5x32, Steer-18 4x16 1
A 23008	1979	IH	1460 2WD, 3450 Hours, Std Rotor, w/Platform, Tires Drive - 28x16.6, Steer - 18 4x16.1
C 42563	1984	IH	1460 2WD, 4207 Hours, Chopper, Spreader, Tires Drive-30 5x32, Steer-14 9x24

**\$20,000-\$50,000**

C 31751	1981	IH	1420, 2874 Hours, with 944 Cornhead, Field Ready, Good Condition
A 24833	1986	CIH	1660 4WD, 4200 Hours, IH Engine, 30.5x32 Drive Tires
B 43509	1989	CIH	1640, Just Traded
B 42705	1986	CIH	1680 2WD, 3671 Hours, Std Rotor, GLM, Field Tracker, 30 5x32 Drive Tires, Chopper
A 23588	1991	JD	9500 2WD Sidehill, 4912 Hours, Straw Chopper, GLM, Tires Drive-30 5x32, Steer-14 9x24

**\$50,000-\$100,000**

A 24279	1993	CIH	1688, 1807 Hours, Rock Trap, Field Tracker, GLM, Tires Drive-30 5x32, Steer-14 9x24
A 24629	1993	CIH	1666 2WD, 3400 Hours, Std Rotor, Rock Trap, 30 5x32 Drive Tires, GLM, Diesel
B 42363	1995	CIH	2188 2WD, 2395 Hrs, Spec Rotor, Rock Trap, Field Tracker, Tires Drive-18 4x38, Steer-18 4x26
B 42763	1998	CIH	2388 2WD, 1200 Hours
B 43354	1995	CIH	2188 4WD, 2483 Hours, Chopper, GLM, 30 5x32 Drive Tires

**\$100,000+**


A 40750	1999	CIH	2388 4WD, 868 Hours, Spec Rotor, Tires Drive-30.5x32 Steer-18 4x26
B 40943	1999	CIH	2388 4WD, 1483 Hours

## ADD PRODUCTIVITY TO YOUR LATE-MODEL AXIAL-FLOW COMBINE

Update Your 2100 or 2300 CIH Combine with a Hillco Attachment from Hooper

Makes A Great Combine Better By...

- Increased Capacity
- Improved Sample Quality
- Greater Reliability
- Operator Comfort
- Excellent Leveling Performance



**HILCO**




B 18970 Krause 4807 25' Folding Rigid Disc, 9" Front and R Spacing, Blades - 20" front, 21" Rear, Rear Hitch, \$7,900 NOW \$4,600




C 24022 1990 NH 411 Mower Conditioner, 10'4" Cut, 8 Discs, New Chevron Rolls and Knives, SALE PRICE \$6,200



B 42372 IH 475 Disc, Tills 19 5", 7 5" Spacing, 13' 2" Transport Width, New Blades, NOW \$5,100



A 22837 MF 1163 Cornhead, \$4,900 NOW \$3,600



A 22885 JD 215 15' Platform, SALE PRICE \$3,500



B 19755 1976 IH 464 2WD, 7671 Hours, Tires Front - 6 5 x 16, Rear - 14 9 x 28, 540 PTO, 3 Pt. Gear, 46 HP \$5,900 NOW \$4,400

**CASE IH**