

Brand NEW NI 3718 w/ hyd endgate, 180 bu, \$5,800. Will deliver within 150 mi FREE. 570-222-9090.

JD 4020 Diesel, WF, 2hyd., side consul, syncro range, on steel or rubber, 1972 Model, hi hrs., runs good, \$7,000 OBO. 717-532-5623. No Sunday Calls.

NH 411 discbine, works great, \$2500. 717-626-5460

Case David Brown 990A w/loader, dsl, good working cond. \$3600. IH Cub w/mid-mount grader blade, good running cond, \$1850. 717-245-2953

JD 1010 dozer w/blade, gas, exc shape, 570-222-9090.

Duetz DX 120, 116 hp, \$7,300., 717-738-1098.



**IH 1066, Cab & Air, Dual Hydraulics, 5000 Hrs, Sharp..... \$10,500**

**Miller's Repair**  
717-656-6109

**Martin's Tractor Parts**  
866 Greenspring Rd. Newville, PA 17241

Call (717) 776-7542 or 6057  
(717) 776-7327 Fax  
for detailed information

MON-FRI 8-5 SAT 8-12  
No Sunday Calls Will Ship UPS

**TRACTORS FOR SALE**  
Oliver 77 \$2,700, AC 8070 Rebuilt Engine \$13,000,  
Oliver 1755 \$5,000 • JD 4010 \$5,700,  
JD 730 Gas, \$6,200,  
JD 4230 w/Cab QR, \$13,500,  
IH 986 w/Cab, \$8,000

We Customize Hyd Hoses

Distributor for Total Seal Piston Rings & High Capacity Remanif Clutches, Water Pumps, Cab Kits, Seats

We now have Pix belts and electrical supplies

A & I Products for WFE, 3 pt Parts, Belts, Etc

**Recent Arrivals For Salvage**  
Most Makes and Models Have Large Selection  
This is a partial listing.

Oliver 880, IH 5088, JD4620 IH M, IH 1566, AC 7060, Oliver 1365, Oliver 55, MM Z, AC 7060, IH 1086, JD 4520, IH 585, AC 170, JD 4020, MH 444, IH 856, Ford 7610, Ford 7810, Ford TW15, JD 3020, JD 4020, IH 674, IH 340, MM M5, Oliver 770, Ford 5000, Oliver 77, White 2-155, MM G1000, JD 420 Crawler, MM GVI, IH 350D, AC6080, JD 2020

**Positively No Out-Of-State Checks**

**HAYING MANTIS**



**For Picking Up Large Square Bales**  
**610-255-5211**

**BUY FACTORY DIRECT AND SAVE!**  
**REPLACEMENT HORIZONTAL & VERTICAL MIXER KNIVES**

**AVAILABLE FOR:**

- Artsway
- Knight
- Supreme
- Jaylor
- Mono Mixer

PRICES START AT **\$13.95 EA**



**KOOIMA COMPANY**

To order toll free: 1-800-522-8874 • www.kooima.com

Call to receive our FREE 2002 Forage Harvester & Combine Parts Catalog

**Carlyle & Martin, Inc.**  
18138 Maugans Ave., Hagerstown, MD 21740  
1-301-733-1873  
www.carlylemartin.com



**JD 6710 SP Harvester**  
Call For Details

**NOW IS THE TIME TO SEE BINKLEY & HURST BROS. FOR HIGH QUALITY RHINO MACHINERY**

**SEE US FOR YOUR NEXT 3 PT. TILLER**



Setting Standards For Performance and Durability!

**UNIVERSAL QUICK ATTACH SKID LOADER MOWER SM60**



The SM60 skid steer mower from Servis-Rhino™ and your skid steer loader can tackle a range of industrial commercial and agricultural mowing jobs


**COMING SOON!**  
Cutting Width: 60"

The skid steer loader must be equipped with an operator front protective door. Contact your skid steer manufacturer or an authorized dealer for equipping your loader with a protective door.

**3 PT. FINISH MOWER**  
Finish Mowers In Stock:  
Rear Discharge Mowers  
72" Wide  
84" Wide  
100" Wide



**QUALITY 3 PT. POST HOLE DIGGERS w/AUGERS**



Double Flighting and Slip Clutch  
12" Augers

**1540 A Heavy-Duty Blade for Heavy-Duty Work!**



10 Foot up to 190 HP


**TW120**  
The TW120 cuts a 120 swath of material. The center gearbox rated at 120 HP transfers power to the 100 HP outboard gearboxes. Torque dampeners on both sides of the center gearbox help prevent driveline and gearbox damage caused from sudden shockloads. Massive 2 3/8 diameter output shafts in the outboard gearboxes help provide optimum service. The pull-type and semi-mount units require a 50 HP (min) tractor and the lift-type unit requires a 60 HP (min) tractor (with adequate front weights)

TW120 - 10' Cut • TW84 - 7' Cut • TW72 - 6' Cut



**JD No-Till Cultivator, Brand New! Never Used**  
\$4,500

**Now Is a Great Time To Trim Back Those Fence Lines With A Rhino Boom Mower**



The Servis® 1548 hydraulic boom flail cutters are designed for mowing grass and cutting brush in hard-to-reach areas including roadsides, ditchbanks, ponds, and fence rows. Large model with up to 15 foot horizontal reach and up to 4 diameter brush cutting

**1548** **Quality**

Also Model 2160 In Stock!

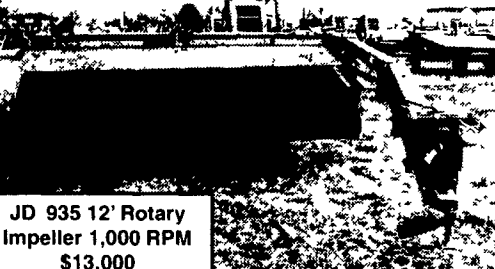
**800 Up To 85 HP Rating**



Medium-Duty Blade at an Economical Price!

**SE15 Rhino Batwing Cutter With 160 HP Gear Boxes**

Heavy-Duty Features!  
15 Cut 540 or 1000 RPM Cat 5 Main Driveline, Cat 4 or 5 Wing Drivelines, Pan Blade Carriers, 6 Blade Overlap, Mechanical Level-Lift Axle 10-Gauge Deck, 1/4" x 10-1/2" Side Skirts, Full Swivel Clevis Hitch, Replaceable Skid Shoes, Wing Operation 90° Up and 22° Down, Rated for 2" Diameter Material Fully-Shielded Drivelines, Safety Deflectors Standard 15 Foot and 20 Foot Models In Stock




**JD 935 12' Rotary Impeller 1,000 RPM**  
\$13,000

**DB150.** Over 30 years of hydraulic mower design experience has made the Rhino™ DB150 the preferred choice of experienced operators for the mowing of pond banks, levees, drainage ditches and hard-to-reach areas

The DB150 can extend to a maximum of 158' from the center line of the tractor allowing the 60 inch rotary head to cut areas that are difficult or impossible to reach with ordinary mowers. By being hydraulically driven maintenance is greatly reduced with the absence of belts and pulleys. The DB150 outperforms many competitive units with smaller hydraulic systems. The DB150 utilizes a 60 gallon hydraulic system which allows the unit to run cooler in tough mowing conditions. The large reservoir also serves as a counterweight and remains stationary on the mainframe, eliminating the potential traffic hazard of a movable counter-balance weight. The DB150 features a heavy-duty three-point hitch using a lower double lug hitch system to fit a wide range of tractors. To help insure a clean cut, the DB150 features updraft blades and a blade tip speed of 20,028 FPM

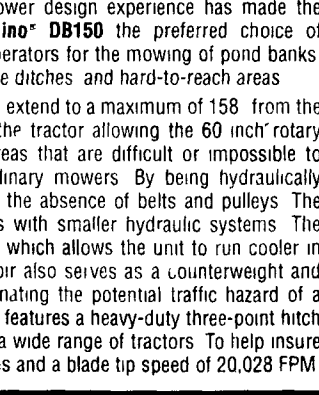

**SE10**  
Pull-Type  
The pull-type SE10 requires only a 45 HP (min) tractor for economical wide-cut mowing. A hydraulic cylinder or ratchet lift screw is available for raising and lowering the mower. A spring shock absorber is optional to help cushion shockloads to the mainframe when operating in rough terrain (Unit shown with optional chain guards. Deflectors are standard)

**TW96**  
Medium-Duty Cutter with Heavy-Duty Features!  
96 Cut 120 HP Center Gearbox 90 HP Outboard Gearboxes Pan Blade Carriers Updraft Blades CAT I Three-Point Hitch or Pull-Type 540 or 1000 RPM Replaceable Skid Shoes Rated for 2" Diameter Material Safety Deflectors Standard



**Case 1835 Skid Loader** \$4,500

**SE's Tough and Economical Family of Cutters!**  
5, 6 and 7 Models 540 RPM Shear Bolt or Slip Clutch Protection Pan Blade Carriers Updraft Blades CAT I Three-Point Hitch CAT II Three-Point Hitch (SE7) Rated for 1" Diameter Material Safety Deflectors Standard  
5 and 6 Foot

**JD 925 MoCo** \$11,000



**JD 930 MoCo** \$8,000

**JD 435 Round Baler, Surface Wrap.....\$11,500**  
**NH LX 885 Skid Loader.....\$18,000**

**BINKLEY & HURST BROS. INC.**

133 Rothsville Station Rd.,  
P.O. Box 0395, Lititz, PA 17543-0395  
(717) 626-4705 • 1-800-414-4705 • Fax 717-626-0996