

Dependable Equipment for Spring

**Small Grain Harvest
90 Days Away!**



Combine Models Available:
2166, 1688, 1680, 1666
1440, 1420, 715
6620, 6600, 4420

- LOADERS - DOZERS**
- Trailer, 3 Axle, Road Ready, \$2,900
 - Spreader, Hyd End Gate, \$2,900
 - Mixer, Electric Drive, \$5,900
 - 1/84" Bkt \$3,900
 - 56 & 66 series) \$2,900
 - 1/84" Bkt \$4,900
 - as CIH 5200 series MFD Cab) \$4,900
 - Profile) \$4,900
 - as CIH MX150-170) \$4,900
 - (Fits CIH MX100 thru MX135) \$4,900
 - (Fits CIH 5200 series MFD) \$5,900
 - el Angle/Tilt \$5,700
 - Angle/Tilt \$7,900
 - lental Angles/Tilt \$6,900

**Wide selection of buckets
call us and see!**

- FORAGE**
- B 42253 Vermeer 50551 Baler
 - A 24317 CIH 8812 Mower Cond
 - C 32990 CIH 8360 Mower Cond
 - B 41108 NH 116 Mower Cond
 - B 43412 NH 411 Mower Cond
 - A 24345 NH 411 Mower Cond
 - C 24022 NH 411 Mower Cond
 - C 32193 CIH 8830 SP Windrower
 - C 32185 IH 35 Rake
 - A 24710 CIH 600 Blower

- PLANTERS & DRILLS**
- B 42714 GP 30" NT Drill
 - B 42669 GP 30" NT Drill
 - A 24499 GP 40" Drill
 - B 42880 GP 30" NT Drill
 - A 24906 IH 510 Drill 3 Bkt
 - B 42919 AC 800 Planter
 - C 32145 CIH 900 GRN Planter
 - C 32138 GP 800 GRN Planter
 - C 32184 IH 800 & Row Planter
 - B 43195 Kinze 6FW Planter

MasterCard
VISA
INC.
LOCATIONS

CASE IH MAGNUMS

Case IH Magnums from Hooper

*The Most Dependable
Tractors on the Market*

- ▶ Economic Performance
- ▶ Dependability
- ▶ Reliability
- ▶ Large, Quiet Cab
- ▶ Excellent Resale Value

**Financing
Available Through
CASE CREDIT**



B 43242 1998 CIH 8920 MFD Cab, 1672 Hours, 4 Remotes, 3 Pt Quick Hitch, 540/1000 PTO, Powershift, Tires Front-14.9x30, Rear-18.4x42 Duals, **155 HP**



B 42286 2000 CIH MX 240 MFD Cab, 636 Hours, 1000 PTO, 3 Pt Hitch, 18 Spd Trans, 4 Circuit Remotes, 160 Gallon Fuel Tank, **205 HP**

FEATURED MAGNUM



A 23805 1998 CIH 8930 MFD Cab, 1954 Hours, 540/1000 PTO, 3 Remotes, Tires: Front - 16.9 x 30, Rear - 20.8 x 38, **185 HP**

PROVEN PERFORMANCE

NO.	YR	MAKE	DESCRIPTION	HP
B 43058	1998	CIH	8940 MFD Cab, 487 Hours,	205 HP+
A 24148	1998	CIH	8940 MFD Cab, 960 Hrs, 1000 PTO, 3 Pt Hitch	205 HP+
B 42286	2000	CIH	MX 240 MFD Cab, 636 Hrs, 1000 PTO, 3 Pt Hitch	205 HP+
A 23805	1998	CIH	8930 MFD Cab, 1954 Hours, 20.8x38 Rear Duals,	185 HP+
B 42284	2000	CIH	MX 220 MFD Cab, 600 Hours, 540/1000 PTO,	185 HP+
A 23804	2000	CIH	MX 220 MFD Cab, 1270 Hours, 20.8x38 Rear Tires	185 HP+
A 23603	2000	CIH	MX 220 MFD Cab, 1607 Hours, 20.8x38 Rear Tires	185 HP+
B 40615	1999	CIH	MX 220 MFD Cab, 977 Hours,	185 HP+
B 43242	1998	CIH	8920 MFD Cab, 1672 Hours, 18.4x42 Rear Duals,	155 HP+
A 24729	1994	CIH	7220 2WD, 4384 Hours,	155 HP+
A 24385	1991	CIH	7120 MFD Cab, 18093 Hrs, 20.8x38 Rear Tires,	150 HP+

OTHER TRACTORS


USED 100+ HP TRACTORS

NO.	YR	MAKE	DESCRIPTION	HP
B 43287	1989	JD	4755 Mfd Cab, 4235 Hrs, Duals, S Remotes	177 HP
A 24273	1981	IH	5296 2WD Cab, 7188 Hours, 20.8x38 Rear Duals	162 HP
C 32128	1973	IH	1486, 2117 Hrs, 20.8x38 Rear Tires, 540/100 PTO	145 HP
C 32028	1977	IH	1486 Cab, 8159 Hrs, 20.8x38 Rear Tires, 3 Pt	145 HP
B 42634	1982	IH	5088 Cab, 3 Pt Hitch, 18.4x38 Rear Tires,	136 HP
A 24737	CIH	2294, 5841 Hours, Just Traded	131 HP	
B 42598	1981	JD	4440 Cab, 3 Pt, 18.4x38 Rear Tires, 540/1000 PTO	130 HP
C 32045	1993	JD	7700 2WD Cab, 6668 Hours, 18.4x42 Rear Tires,	125 HP
A 24640	1993	JD	7700 2WD Cab, 3100 Hours,	125 HP
A 24398	1973	IH	1066H 2WD w/Ldr, 15,799 Hrs, 20.8x38 Rear Tires,	116 HP
C 32137	1973	IH	1066 2WD, 5585 Hrs, 18.4x38 Rr Tire, 540/1000 PTO	116 HP
B 43353	Case	2096 MFD Cab, 5787 Hrs, 20.8x38 Rear,	115 HP	
A 24313	1970	IH	1026 Hydro, 3 Pt, 18.4 x 34 Rr Tires, 540/1000 PTO	112 HP
A 24230	1983	Case	2094 2WD, 8805 Hrs,	110 HP
A 24349	1971	IH	986 2WD Cab, 7800 Hrs, 18.4 x 38 Rr Tires, 540 PTO	100 HP
C 42644	1974	IH	986, 3471 Hours, 18.4x38 Rear Tires,	100 HP
B 43237	1995	CIH	5240 MFD Cab w/Loader, 6100 Hrs	100 HP

USED UNDER 100 HP TRACTORS

NO.	YR	MAKE	DESCRIPTION	HP
C 32170	1997	CIH	MX 110 2WD Cab with 300 Loader,	95 HP
C 32164	1986	CIH	1896 2WD Cab, 5290 Hours, 18.4x38 Rear Tires,	95 HP
A 24411	1979	IH	886 2WD, 5633 Hours,	86 HP
C 32151	1985	MF	699 4WD Cab, 5076 Hours, 540 RPM PTO, 3PT	85 HP
B 40414	1978	Case	995, 1851 Hours, 540 PTO, 3 Pt, Top Link,	85 HP
C 32134	1984	Case	1594 MFD Cab, 3639 Hours, 18.4x34 Rear Tires	85 HP
B 42943	1998	CIH	C100 MFD ROPS, 1562 Hours, 16.9x30 Rear Tires	84 HP
B 43270	IH	756, Just Traded,	78 HP	
C 32047	1961	IH	560 w/Paver, 3242 Hrs, 12x24 Rear Tires, 540 PTO	59 HP
B 43295	IH	584 2WD, Just Traded	52 HP	
B 41106	1990	CIH	585 2WD, 2548 Hours, 14.9x24 Rear Tires,	52 HP
A 24271	1999	CIH	CX60 MFD Cab, 184 Hours, 18.4x30 Rear Tires,	50 HP
C 19755	1976	IH	464 2WD, 7671 Hours, 14.9 x 28 Rear Tire, 3 PT,	46 HP
A 24666	Case	530 Tractor with Loader	41 HP	
B 42795	1972	IH	454, 1599 Hrs, Tires: Front-6x16, Rear-14.9x28,	40 HP
B 43160	1967	JD	400 W/ Loader And Backhoe, 6835 Hrs, Diesel Gear	38 HP
B 43127	1986	CIH	385 13.6x28 Turf Tires,	35 HP
A 24001	1985	Kubota L 3300 GST,	1355 Hours, 540 PTO, 3 Pt Hitch	28 HP
A 23650	IH	3514 Loader/Backhoe		
B 42552	IH	B 275 2WD, Just Traded		
B 43122	1987	JD	900 HC, With Cultivator, 2437 Hours,	
C 32190	Case	580 CK Tractor with Loader		
A 24657	JD	750 Tractor w/60" Mower		

USED 4WD TRACTORS



B 23750 1992 JD 8760 4WD Cab, 7221 Hours, 1000 PTO, 3 Remotes, PTO Shield, Synchro 12, Front & Rear Tires - 20.8 x 42, **300 ENG HP**

NO.	YR	MAKE	DESCRIPTION	HP
A 24397	2001	CIH	STX 440 Quadtrac, Just Traded,	440 ENG
A 24062	1998	CIH	9380 Quadtrac 4WD Cab, 2062 Hours, Diesel	400 ENG
B 24061	1998	CIH	9370 Quadtrac 4WD Cab, 2842 Hours, 1000 PTO	380 ENG
B 42713	1998	CIH	9370 Quadtrac, Just Traded, 1000 PTO,	360 ENG
B 42300	1996	CIH	9370 4WD, 4108 Hrs, 20.8x42 Duals, 1000 PTO,	360 ENG
B 43084	1997	CIH	9370 Quadtrac, 5922 Hours,	360 ENG
A 24063	1997	CIH	9170 4WD Cab, 6855 Hours, 20.8x42 F&R Tires	335 ENG
A 24863	2000	CIH	STX 325 4WD 136 Hours, 20.8x42 Duals	325 ENG
B 23750	1992	JD	8760 4WD Cab, 7217 Hours, 20.8x42 Rear Duals,	300 ENG
A 24711	1979	MF	4640 4WD, 5227 Hrs, 3 Pt Hitch, 18.4x38 Tires	285 ENG
A 24103	1976	IH	4366 4WD Cab, 3235 Hrs, 3 Fern, 18.4x38 Duals, 183 PTO HP	
B 42511	1982	Vermeer	555 4WD Cab, 3860 Hrs, 18.4x38 F&R Duals, 182 PTO HP	
A 24731	Just Traded	Steiger Cougar II,		



B 42943 1998 CIH C100 MFD ROPS, 1562 Hrs, 540/1000 PTO, 3 Pt Hitch, 3 Remotes, Powershift, Tires: Front-9.5x24, Rear-16.9x30, **84 HP**



C 42634 1982 IH 5088 Cab, 8083 Hours, 3 Pt Hitch, AC/Heat, Tires: Front-11x16SL, Rear-18.4x38, PTO Shield, Gear, Top Link, Diesel, **136 HP**



A 24636 Tyler Patriot 150 Sprayer, Reconditioned by Hooper Service Technicians **INCLUDES WARRANTY!**




A 24635 Tyler Patriot Wide Trac Sprayer, Reconditioned by Hooper Service Technicians, **INCLUDES WARRANTY!**



B 42442 Wilmar 7400 Sprayer Only 1 1/2 Years Old, 225 Hours, 750 Gallon Tank, Foam Marker, Articulated, **SALE PRICE \$52,900.**




A 24097 1998 CIH 8585 Big Baler, 12,800 Bales, Bale Roller Chute, Central Lube, **SALE PRICE \$76,900.**



C 32064 1996 Great Plains 1005 NT Grain Drill, 7.5" Spacing, Grass Seed Attachment, 3x13 Press Wheels, 3677 Acres



B 42838 2001 Great Plains 2010P Precision Drill




B 42237 Case IH 8545 Baler \$5,900.



B 23978 1993 Great Plains 24" NT Drill, Folding No Till, 7.5" Spacing, D D, Openers, Turbo N/T Coulters, 3" Press Wheels **\$19,900.**



B 18970 Krause 4007 25' Folding Rigid Disc, 9" Front and R Spacing, Blades - 20" front, 21" Rear, Rear Hitch, **\$7,900. NOW \$5,300**




B 42019 Allis Chalmers 600 Planter, 9 Rows on 12" Spacing, Can Be Used as 6 RW Planter, D/D Openers, Excellent Condition, No Fertilizer, **NOW \$1,900**



B 42372 IH 475 Disc, Tills 19.5", 7.5" Spacing, 13' 2" Transport Width, New Blades, **SALE PRICE \$5,800**



A 22837 MF 1163 Cornhead, \$5,900. **NOW \$4,300**



B 40414 Case 985, 1851 Hours, 540 PTO, 3 Pt. Gear, Top Link, Remote Valve, New Fuel Pump, 4 Cylinder, **58 HP, \$5,900. NOW \$4,200**



C 19755 1976 IH 464 2WD, 7671 Hours, Tires: Front - 6.5 x 16, Rear - 14.9 x 28, 540 PTO, 3 Pt. Gear, **46 HP \$5,900. NOW \$5,000**