



**BEFORE YOU BUY A PRE-OWNED EXCAVATOR YOU OWE IT TO YOURSELF TO CHECK OUR QUALITY FEATURES AND PRICING ON A NEW GEHL. IN STOCK AT BINKLEY & HURST BROS. INC. TODAY**  
 A Demonstration Will Prove Our Fine-Tuned Operating Smoothness!  
 717-626-4705 • 1-800-414-4705

**GEHL GE1202 COMPACT EXCAVATOR**  
**Approx. 12 Ton Weight Class**




(NE 9552)  
 98 4 HP Diesel Yanmar Engine,  
 69 2 GPM at 2900 PSI Hyd  
 2 Sp Travel on 20' Steel Tracks, Cab with AC & Heat, AM/FM Cassette, 96 Dozer Blade, Backhoe Boom Swing, 80 Deg Left to 45 Deg Right, 30' Trenching Bucket 14.9 Dig Depth

**GEHL GE152 COMPACT EXCAVATOR**  
**Approx. 1-1/2 Ton Weight Class**




13 4 HP Diesel Yanmar Engine, 16 9 GPM at 2900 PSI Hyd 2 Sp Travel on 9 Rubber Tracks, Hyd Extendable Undercarriage, From 38 6" to 51 2 , 58% Gradeability 53 Dozer Blade, Backhoe Boom Swing, 80 Deg Left to 45 Deg Right, 15 Deg Hyd House Leveling 8' & 16' Buckets, 6 10 Dig Depth (NE 9163)

**GEHL GE602 COMPACT EXCAVATOR**  
**A Unique Size by Gehl in 6-Ton Weight Class**



64 HP Diesel Yanmar Engine 47 GPM at 3661 PSI Hyd Pressure, 2 Sp Travel on 16 Rubber Tracks Cab with Heat 73 Dozer Blade Backhoe Boom Swing 80 Deg Left to 45 Deg Right 20' H D Trenching Bucket 13 8 Dig Depth (E10523)


**GEHL GE802 COMPACT EXCAVATOR**  
**A Unique Size by Gehl in 8-Ton Weight Class**



61 HP Diesel Yanmar Engine 47 GPM at 4360 PSI Hyd Pressure 2 Sp Travel on 18 Rubber Tracks Cab with Heat 85 Dozer Blade Backhoe Boom Swing 80 Deg Left to 45 Deg Right 24' H D Trenching Bucket 14 5 Dig Depth (E10524)

**GREAT SERVICEABILITY**  
**BEST ACCESS IN THE INDUSTRY**  
 The tilting cab and hinged engine cover allow easy maintenance and excellent accessibility to all major working components

**GEHL FORCE HYDRAULICS**  
 This load sensing system uses a double variable-displacement pump and self-balancing power regulation to provide hydraulic power where it's needed. Gehl's high-output hydraulic system allows simultaneous working movements without loss of power or speed. Cushioned cylinders along with specially adapted controls provide ideal hydraulic balance, enabling precise operation. Hydraulic cylinders, connectors, tubing and hoses are protected at their most vulnerable points to minimize accidental damage.



**USER-FRIENDLY OPERATING ENVIRONMENT**  
 The spacious operating platform features a comfortable adjustable seat and ergonomically positioned controls for precise operation with minimal effort. The lever control console retracts for easy entry and exit. Excellent all-around visibility adds to productivity. The cab enclosure features a powerful heater, high performance ventilation and interior lighting. Removable lower window and sliding side windows are standard on certain models.

With features that can outperform other brands - we have forward tilt operator platform for easy access to internal components and aux hyd with most everything you would expect in a state-of-the-art excavator.

*Smaller models available with hyd tilt platforms for hillside digging*  
*Smaller models available with hyd expandable tracks*  
*Several in stock at your Gehl dealer with service to back every sale*

**BEFORE YOU PAY TOO MUCH FOR A USED COMPACT EXCAVATOR CHECK OUT OUR NEW GEHL EXCAVATORS WITH PREMIUM FEATURES!**  
**Get a Gehl from Binkley & Hurst Bros. Today!**

**BINKLEY-HURST BROS. INC.**  
 Fax 717-626-0996

133 Rothsville Station Rd.  
 P.O. Box 0395  
 Lititz, PA 17543-0395  
 (717) 626-4705  
 1-800-414-4705

**BINKLEY & HURST BROS. INC., YOUR DEALER WITH A GOOD SELECTION OF QUALITY GEHL SKID LOADERS & ATTACHMENTS**

**QUICK. POWERFUL. COMPACT.**



**NEW GEHL 3000 SERIES SKID LOADER**

When the job calls for a compact - yet powerful - skid loader, Gehl's 3000 Series is the answer. In fact, the 3000 Series offers the best size-to-strength ratio of any skid loader in its class. Choose from two models with big loader performance.

**Get More With Gehl's 3000 Series:**

- Lift - up to 1,260 lbs. load capacity
- Power - 14.4 gpm hydraulic flow
- Maneuverability - slim 90" x 48" frame
- Speed - travel speeds up to 7 mph
- As narrow as 54" width and wider

**GEHL.**  
 COMPACT EQUIPMENT FOR BIG RESULTS

**SL 4635** - 44 HP Oil-Cooled Diesel, 1425 Pound Lift Capacity, 37 Inch Wheelbase, Basic No-Options Loader, Tip Up Loader Capacity of 2,850 Lbs

**SL 4635 SX** - 44 HP Oil-Cooled Diesel, 1425 Pound Lift Capacity, 37 Inch Wheelbase, Deluxe Loader with 18 gpm std Flow Hydraulics, Tip Up Loader Capacity of 2,850 Lbs

**SL 4635 DXT** - 57 HP Turbo-charged Oil-cooled Diesel, est 1425 Pound Lift Capacity, 37 Inch Wheelbase, Deluxe Loader with 18 gpm Standard, 27 gpm Hi-Flow Auxiliary Hydraulics, Tip Up Loader Capacity of 2,850 Lbs

**SL 4835 SXT** - 57 HP Turbo-Charged Oil-Cooled Diesel, ext 1625 Pound Lift Capacity, 41 Inch Wheelbase, Deluxe Loader with 18 gpm Standard Flow Auxiliary Hydraulics, Tip Up Loader Capacity of 3,250 Lbs

**SL 4835 DXT** - 57 HP Turbo-Charged Oil-Cooled Diesel, est 1625 Pound Lift Capacity, 41-inch Wheelbase, Deluxe Loader with 18 gpm Standard, 27 gpm Hi-Flow Auxiliary Hydraulics, Tip Up Loader Capacity of 3,250 Lbs

**SL 5635** - 60 HP Optional 80 HP Turbo Diesel, Oil-Cooled Diesel with Service Intervals at 500 Hour for Engine Oil Due to Engineering Capacities, 42" Length Wheel Base for more Stability and Power View Boom for Higher Loader Lift and Loading Abilities, Aux Hyd at 20 GPM, Optional High Flow at 33 GPM, Loader Tip Up Capacity at 3600 Lbs

**SL 6635** - 80 HP Turbo Diesel with 48' Stretch Wheel Base Greatly Increase Stability, Reach and Loader Capacity with Tip Up Rating of 4,600 Lbs 2 Speed On-the-Go Power Shift with Travel Speeds up to 12-1/2 mph with Cab & Deluxe Interior with Suspension Seat

See Binkley & Hurst Bros. Today!

**NEW GEHL 57 HP TURBO DIESEL LONGER WHEEL BASE SKID LOADER**



**GEHL BACKHOES**



**Augers**  
 Hydraulically driven augers provide fast, economical digging. With auger bits available from 6-inch to 36-inch diameters, these augers give you the ability to handle a multitude of tasks. Normal digging depth is 48 inches. Optional 14- and 24-inch extensions available. A 30-inch tree/shrub auger is also available.

**GEHL Construction Tough**

**Steel Tracks**  
 For sand, snow or mud, Gehl steel tire tracks get you through the toughest weather and working conditions to get the job done. A patented self-cleaning design keeps mud, ice, rocks and other debris from wedging in the tracks.

**Power Landscape Rake**  
 The perfect tool for landscape contractors. With a unique rake action, these units collect rocks and surface debris, leaving soil in a loose, level condition. They remove rocks, sticks and metal from the ground surface, leaving you with several inches of loose, relatively debris-free soil. Their unique action will also dethatch tired turf, leaving the surface ready to re-seed.


**Trencher**  
 Broom

**BIGGEST. STRONGEST. FASTEST.**



**NEW GEHL 7000 SERIES SKID LOADERS**

True vertical lift linkage provides consistent forward reach throughout the entire lift cycle and delivers unmatched lift height of 11' 10"



When it comes to skid loader performance, Gehl's 7000 Series is top of the line. Featuring unprecedented power and lift - it's also easier to use and maintain, and offers far greater operator comfort. Check out Gehl's two exceptional models and you'll see, the 7000 Series is as good as it gets.

**Only Gehl Gives You These Industry Exclusives:**

- Load Capacity - up to 3,600 lbs
  - Lift Height - nearly 12 ft
  - Ground Speed - up to 14 mph
  - Engines - up to 110 hp
- Plus the 7000 Series Gives You
- Large cab with more head, shoulder and leg room and comfortable suspension seat
  - 3,300 psi system relief pressure for unmatched breakout force
  - Up to 40 gpm high flow auxiliary hydraulics for greater attachment performance

**BINKLEY-HURST BROS. INC.**  
 133 Rothsville Station Rd.  
 P.O. Box 0395, Lititz, PA 17543-0395  
 (717) 626-4705 1-800-414-4705 Fax (717) 626-0996

**GEHL.**  
 COMPACT EQUIPMENT FOR BIG RESULTS