

**SEE BINKLEY & HURST BROS. INC. FOR TRAILERS, CINDER SPREADERS AND SNOW PLOWS**

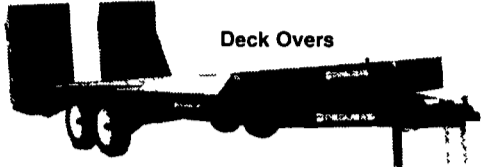
**PEQUEA Trailers**

You Name Your Size!  
See Binkley & Hurst Bros. Today!

Flip Over Ramps Create Flat Deck For Hay Hauling



Goosenecks




Deck Overs

- INDUSTRIAL
- COMMERCIAL
- LANDSCAPE



In Stock See Binkley & Hurst Today! Truck Bed Easy Mount Cinder Salt Spreader!



Set This Unit On Your Pickup Truck To Spread Salt & Chips and Get Rid of Snow & Ice! Ask for Dean!


**Used Trailers In Stock**

- (1) Used Protow Skid Loader Trailer with Fuel Tank in Tongue & Torflex Axles, 16' Deck \$2,600
- (1) Used 10-Ton Air Brake Tag-Along Equip Trailer, 20' Flat Deck & 4' Beaver Tail & Fold Up Ramps (UM 4929) \$5,500



**10'1" SPREAD AXLE 35-TON DETACHABLE TRAILER**

Binkley & Hurst and Eager Beaver have a possible solution to the problem!



**Minute Mount**

**DRIVE RIGHT IN!**

**NOT ALL DETACHABLE PLOWS ARE CREATED EQUAL!**

- Drive-in attachments eliminate struggling with a heavy blade and attachments
- Vertical Jack Stand guarantees proper height alignment
- Two permanently mounted connecting pins means there's no chance of dropping them in the snow or losing them during storage
- One Piece detachable (not two) means faster on and off

**The Key To Easy Operation Is In Your Hand.**

See Binkley & Hurst Bros. Today! Ask For Dean

This new state of the art, electronic control can be used with either the Solenoid EHP or the EC/SV Hydraulic System



**FISH STIK SNOWPLOW CONTROL**

- "CB" style mounting clip provided
- Unplugs for glovebox storage
- Automatic shut-off if not in use and automatic float in "down position"

- (1) New Meyer TM6 Power Angle Plow only No Pump or Mounts ...\$850
- (1) Fisher 90" Wide Power Angle Plow, Ready to be Mounted on your Truck Minute Mount \$3,800
- (1) Fisher 96" Wide Power Angle Plow, Ready to be Mounted on your Truck Minute Mount \$4,200

**BINKLEY & HURST BROS. INC.**

133 Rothsville Station Rd.  
P.O. Box 0395, Lititz, PA 17543-0395  
(717) 626-4705 1-800-414-4705 Fax (717) 626-0996



4294 E. HARRISBURG PIKE  
DEPARTMENT LF CATALOG  
MIDDLETOWN, PA 17057  
(717) 944-0318  
Route 230 Between  
Elizabethtown & Middletown

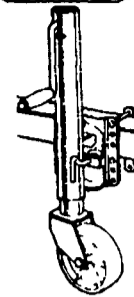
**AUTOBODY PARTS, PAINTS & SUPPLIES**

**NEW GAS TANKS, SAVE \$\$\$**

**NEW RADIATORS**

**MOST CLASS III HITCHES**

\$79.99 \$89.99



**TOOLS AND EQUIPMENT**


**FREE CATALOG CALL OR WRITE NOW!!**

**BUILD OR REPAIR YOUR TRAILER. WE HAVE PARTS.**

**USED 4x4's Pickup's, Bronco's & Blazer - Call For Our Low Prices**



**NEW UTILITY TRAILERS**  
3,000 GVW, Extra Heavy Frames w/Treated Lumber Deck, Lights, Chains, Etc Included!!  
5'x10' Deck.....\$775  
6'4"x12' Deck.....\$899  
Add-On Landscape Ramp/Gate.....\$145



**"NEW" 16' Deck Car Hauler**  
Has Two 24" Wide Diamond Steel Runners, Tube Steel Frame, 4-Wheel Brakes Safety Breakaway Kit & Full Lighting, Beavertail & Ramps Removable Left Fender & More For \$1,799

**Hours: Tues.-Fri. 9 AM - 6 PM Saturday 9 AM - 2 PM Closed: Sunday & Monday**

Andrews alum 16' grain body blower box w/ dump, \$750. 202-439-2610.

1972 GMC C60, 4x6, dump truck, 26K GVW, snow plow, 29,590 mi. Ellysburg, 570-672-3862.

1979 Ford F800, 54,000 GVW, dual, cylinder lift, tarp. \$8,000 OBO. 610-998-0248.

1988 Kenworth & 1989 Ravens dump trailer, spread axle, 400 Detroit, 9spd., new brks, clutch, drums & tarp. Asking \$35,000. 717-274-3131.

4wd front axle w/ transfer case for 73 Dodge 300. Also, 4spd. trans. w/PTO pump. 717-334-8203.

**PICKUP SEAT**

**\$389.00 - FULL SIZE TRUCKS (FOR FACTORY RECLINE!)**



FOLD DOWN DRINK CONSOLE

CALL FOR COLOR BROCHURE!

1-301-864-1079  
Emerson Seating  
PO BOX 283 - HYATTSVILLE, MD 20781

**WM. COHEN & SONS, INC.**

**"THE TRUCK PARTS STORE"**

HEAVY DUTY TRUCK PARTS - NEW & USED - REBUILT REARS & TRANSMISSIONS

610-269-1298 Fax 610-269-0787 www.cohentruckparts.com



69 Sicard Snowblower Model BJD1, propelled by Chrysler industrial engine, blower powered by 220 Cummins 8 25x20 tires, 100" wheel base, 4 spd transmission



96 Morgan 22' Reefer Body Swinging back doors, curb side door, damage on Thermo-King sheet metal



92 Hino Model FE 6 cyl turbo diesel, 6 spd, hyd brakes, 18' reefer body w/rollup door, roll up curb side door



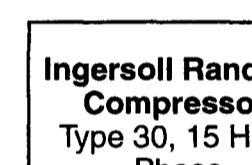
New Flatbeds Available Sizes currently available are 12', 14', 20', 22' and 24' Racks are also available



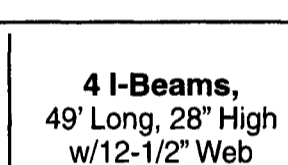
99 GMC Model 6500 454 V-8, auto, single rear, PS, A/C, AM/FM radio, 11x22 5 tires, 24' van body, 25,950 GVW, 78,000 miles



Michigan Loader Model L30 Quick Coupler, Comes With 1 Yard Bucket and 60" Forks. Runs Excellent



Ingersoll Rand Air Compressor, Type 30, 15 HP 3 Phase



4 I-Beams, 49' Long, 28" High w/12-1/2" Web



69 IH 1600 345 V8, 5 spd trans, 2 spd rear, hydraulic brakes, 14' dump body, runs good



95 Int. 4900 DT466 7 spd, single rear, PS, A/C, AM/FM radio, air brakes, 20' Reefer Body, Swinging back doors, curb side door



00 F-250/350 Pickup Beds



(9) 40' - 45' 1970's & Newer Drop Flatbed Trailers (some have sliding tandems, all in good condition \$2,500/Ea. and Up



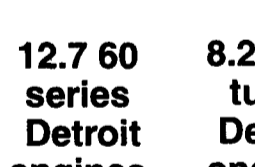
85 Ford F-700 429 V-8, 5 spd, 2 spd rear, air brakes, 31,500 GVW



84 Ford LN800 5 spd, 2 spd rear, air brakes, 31,500 GVW



11.1 60 series Detroit engines



12.7 60 series Detroit engines



8.2 non-turbo Detroit engines



91 Isuzu NPR, 4 cyl turbo-diesel, auto, 14' reefer body, 110 electric, 195,969 mi



200 Gal. & 550 Gal. Plastic Tanks For Sale



Aluminum Tanker/Trailers 7500 gal and up



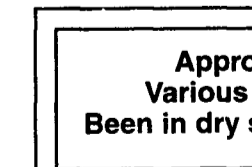
25 HP Quincy Air Compressor 230 Amp, 3 Phase



96 Toyota SOLD Pickup 89 GMC Sierra 4WD Pickup, Loaded 93 Toyota Pickup 95 Toyota T-100 Pickup (Not Shown)



87 Nissan Forklift Mdl P-2700 3000 Lb Capacity, 2 Stage Lift, approx 15' High, Pneumatic Tires



Approx. 50 Barn Beams. Various lengths & thickness. Been in dry storage for over 35 years.



Kalmar Forklift, propane powered, 4435 lb capacity, 42' forks, 192" lift, cushion tires, 2194 hours



Komatsu Forklift, propane powered, 4480 lb capacity, 42' forks, 188" lift, cushion tires, 6457 hrs



Locker system, door opening approximately 12"x12"x18" deep

**Metal Storage Cabinets**

- 30" W x 52" H x 26" D
- 32" W x 72" H
- 36" W x 78" H
- Heavy Duty Cabinet 43" H x 34" D
- Metal Open Cabinet Shelves 36" W x 55" H x 15" D
- 3 - Wooden Office Chairs

**SOLD**