


NH 5635, 4WD, Cab, Air, 16.9x34, 650 Hrs.



JD 6x4 Gator, Gas, Elect Dump, 800 Hrs

FORD TRACTORS

- 8670, cab air, 4WD, super steer 3,400 hrs
- TW15 II, cab, air, 4WD, 20 8x38 3,300 hrs
- TW20, cab, air, **SOLD** weights, 4,000 hrs
- 8600, cab, air, DP, dual remotes, 20 8x38, 5,900 hrs
- TS-110, cab, air, 4WD, PS w/NH 7511 ldr, 1,100 hrs
- 7710 II, cab, air, 4WD, 18 4x34, 3,000 hrs
- 7710 II, canopy, 18 4x38, 1990, 1 100 hrs
- 7710, cab air DP dual remotes, 18 4x34, 2,400 hrs
- 7610 II, DP Dual Remotes, Canopy, 1,900 hrs
- 5635, 4WD, cab, air 16 9x34, 650 hrs
- 5030, 4WD, rollbar, 16 9x30, 16x8 shuttle, 275 hrs
- 5000, gas, 8 spd, 18 4x30 w/Ford 727 ldr
- 4835, dual remotes, 12x4 trans, 16 9x30, 400 hrs
- 4610 II, SU, rollbar, 14 9x28, 1986, 3,100 hrs
- 4600, rollbar, dual remotes w/Ford ldr, 2,300 hrs
- 4600 SU, diesel, 16 9x24, 1,900 hrs
- 4000, diesel, 8 spd, 16 9x30, 1972, 2,100 hrs
- 4000, gas, rollbar, 8 spd, 16 9x30
- 3930, 4WD shuttle, 14 9x28 w/Ford ldr, 150 hrs
- 3930, 4WD, shuttle, 450 hrs
- 3000, diesel 8 spd, PS, 1975, 2,400 hrs
- 1220, hydro 4W **SOLD** mower, 700 hrs
- 1210, 4WD, gear, 48" deck, 800 hrs
- 860, gas 5 spd, live PTO
- 841, gas 4 spd, 14 9x28 1962 model
- Kubota B2100, 4WD, ldr, hydro, 1,175 hrs

JOHN DEERE TRACTORS

- 4250, cab air, power shift, 18 4x38 4 400 hrs
- 5210, cab, air, 2WD, 14 9x28, 300 hrs
- 2755, canopy, hi-low, 18 4x30 4,300 hrs
- 2750, cab air 18 4x30, dual remotes hi low 3 400 hrs
- 2640, hi low 540/10 **SOLD** 18 4x30 3 900 hrs
- 2440, hi-low 16 9x28 w/146 ldr 3 900 hrs
- 850, 2WD, 22 h p w/ldr 650 hrs
- 6x4 Gator, gas elect dump 800 hrs


EQUIPMENT

- NH HW 340, 15 Discbine 160 h p 500 hrs
- NH LX885, skid loader, 2,500 hrs
- NH 492, 9 haybine
- NH 489, 9 haybine
- Ford 7410, loader **SOLD** series Ford
- Ford 7310, loader fits 3930 to 5030
- Ford 7209, loader fits 3930 to 5030, 2WD
- Weights to fit most Ford tractors

★ Lease & Financing Available ★
 ★ Please Call For Appointment ★
 ★ All Tractors Tested On Our Farms ★
 ★ Tractors Stored Inside ★

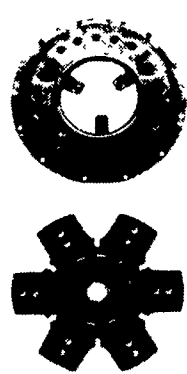
Burkholder Bros. Tractor

400 Flintville Rd., Lebanon, PA 17042
 (2 miles from Schaefferstown on Rt. 419 South. Turn right on Flintville Rd.)
 2 Locations
717-272-2352 **717-949-2123**
 Lloyd Burkholder Leon Burkholder
 330 Crest Rd., Lebanon, PA 400 Flintville Rd., Lebanon, PA
 Fax: 717-272-2352



OLIVER TRACTOR PARTS
NEW or USED

We Are Your Better Source For Oliver Tractor Parts
NOW IN STOCK - 300 OLIVER TRACTORS DISMANTLED
 with The Parts, Cleaned, Inspected, And Ready
 To Ship The Same Day You Order
Try Us- We Can Get You Going
We Will Ship You The Correct Part The First Time



CLUTCH PROBLEMS?

We can get you going with the correct clutch the first time

IN STOCK Over 100 Hy-Capacity Rebuilt Replacement Clutch Discs & Pressure Plates.

For Every OLIVER TRACTOR from 1940-1975 and For Every WHITE TRACTOR from 1975-1990

All HY-CAPACITY Clutch Discs & Pressure Plates Purchased From Farmersville Equipment Have A One Year Warranty
Clutch Discs & Pressure Plates in Stock for Oliver Super 55, 60, 66, Super 66, 660, 70 Tractors

FARMERSVILLE EQUIPMENT

— INC. —
 142 East Farmersville Road, PO Box 638, Ephrata, PA 17522-0638

Located In Village of Farmersville, Lancaster County

STORE HOURS: Mon. Thru Fri. 8 AM - 5 PM; Sat. By Appointment Only

717-354-2150 • Fax 717-355-9909



Nothing runs like a Deere

WINELAND EQUIP. INC.

IHC 274 Offset Diesel, ROPS, 3 pt., Cultivators, 840 Original Hours.....\$9,950

TRACTORS

Tag#	Model-Description	Price
96585	JD 6410 CHA MFWD R&P, Loaded 2001 Model, 274 hrs	\$48,500
96140	JD 4240 CHA QR, 6,000 Hrs, 1-Owner	\$22,900
96588	JD 4430 CHA QR, 1976 Model, 18 4x38's Overhauled	\$17,500
	JD 8400, 1997 Model, 4583 Hrs, 20 8x42 Tires	\$69,500
96576	White 2-105 4WD, Open, 2400 Hrs	\$13,900
96575	JD 7410 MFWD CHA LHR, 884 Hrs Warranty till 2002	\$53,900
96565	JD 6300 MFWD w/RG & Canopy 640 Loader, PQ	\$28,500
	JD 7810, 1999 Model, CHA PQ, MFWD 3 Remotes, 845 Hrs	\$71,500
	JD 7810, 2001 Model, Power Shift, MFWD, 900 Hrs, CHA	\$73,500
96481	JD 40, 2 cylinder, 3pt & PTO	\$3,450
96474	IH 574 Gas w/Loader, 2800 Hrs Excellent	\$8,950
96488	JD 7600 MFWD w/CHA, 18 4x38's	\$46,900
96470	JD 1530 Dsl, Overhauled w/New Brakes, HiLo, Ind PTO, 1 Owner, Real Nice	\$7,950
	JD 2440 RG & Canopy, 5200 hrs	\$12,900
19517	JD 2020 Dsl w/Roll Guard & Canopy	\$7,850
96183	JD 4320 Open, 18 4x38 Tires, Dual Remotes, Engine Overhauled Nice	\$14,900
96161	JD 8630 4WD, 50 Series Engine, 3pt PTO, 3 Remotes Diff Lock, Duals	\$26,900
96351	JD 7410 MFWD, CHA, PQ, Corner Post 800 Hrs Like New	\$53,900
96370	IH 856 Cab, New Style, 18 4x38, 3 pt 2 Outlets, WF	\$7,350
96505	JD 6400 2WD w/Syncro Plus, RG & Canopy 2500 Hrs	\$23,900
96506	JD 2510 Dsl, WF w/RG & Canopy Overhauled	\$9,350
95795	JD 4430 Hinciker Cab QR 5000 hrs 18 4x34 Frt Wght	\$17,900
96205	JD 4455 MFWD CHA PS 35CV Duals, 14 9x46 Rear 14 9x30 Frnt Fender, 5514 Hrs Rad 70-100%	\$45,900
95945	JD 8430 4WD CHA 18 4x34 50% 3 Pt PTO 3 Hyd Nice, 5800 Hrs	\$21,900
96260	JD 2840 w/18 4x34 Nice	\$11,900
95568	JD 4520 Cab PS 18 4x38 Rad 70% 6700 hrs	\$11,500
96315	JD 4430 CHA QR '77 18 4x34 Rebuilt Engine D-40 Front PTO Kit off 7000 Series	\$2,950
96271	JD 6400L '96 3 Lever Shift PQ 18 4x30 Fend 1650 Hrs, w/640 SL	\$37,900
COMBINES		
96489	Gleaner M2 Hydro w/1103 Hrs, 4R 34" Corn Head	\$11,900
96718	JD 4425 Combine, 2400 Hrs	\$10,900

96367	JD 6620, 4000 Hrs, Hydro	\$8,950
96342	JD 3300 Salvage	\$2,500
96283	JD 4420 '82 5000 Hrs 23 1x26	\$9,850
93690	JD 4400 Dsl (Rotary) 1979 Parts	Parts Machine
93980	JD 4400 Gas Flat 3100 Hrs 18 4x26	\$5,000
95666	JD 4400 Parts	Parts Machine
94832	JD 4400 Dsl Flat Screen	\$5,500
95048	JD 4400 Combine	Parts Machine
96058	JD 4420 2147 Hrs 23 1x26 Chppr-#9	\$10,900
93808	JD 6600 Sidehill 1976 Model	\$10,900
96308	JD 7700 Hydro	\$5,950
94013	JD 6600 Hydro Parts As is	Parts Machine
95553	JD 6620 Level Land 24 5x32	\$22,500
94798	JD 6620 Level Land 2600 Hrs	\$25,900
95591	JD 4420 Combine	\$14,900
95550	JD 4435 Combine 1700 Hrs	\$29,500
95389	JD 7720 Combine '81 Mod H D Axle Hydro Complete Excpt Motor	Parts Machine
MANY 3, 4 & 6 ROW CORN HEADS AND GRAIN PLATFORMS 13' TO 20'		
SKID LOADERS		
	JD 260 w/270 Hrs, Warranty thru 03/02	\$19,250
96487	JD 250 w/High Flow Hyd, 140 Hrs, Like New	\$18,900
95382	JD 6675 4100 Hrs New Tires	\$14,900
94419	Erskine 2418 85' Snowblower Fits Case, Like New	\$3,850
SELF PROPELLED HARVESTERS		
	JD 6710 SP 4WD, KP, 1-Owner, 1286 Engine Hrs, 902 Cutter Head, Outlets Front & Rear, 1995 Model	Coming In
	JD 6750 SP 4WD KP, w/Big Tires, Auto Lube 2001 Model, 300 Hrs, Outlets Front & Rear	Coming In
	JD 6850 SP 4WD KP, 680 Engine Hrs, Big Tires Auto Lube, Outlets Front & Rear, 2000 Model	Coming In
96042	JD 6750 KP 4WD 419 Cutterhead Hrs Ser#206750x503787	\$136,500
96013	JD 5820 w/KP 23 1x26 4WD	\$47,500
96445	JD 5830 4WD w/KP 6 Row & Grasshead	\$62,000
96009	JD 5830 4WD KP Metal	\$52,000
96065	JD 5400 4WD Dura Drum	\$13,500
MANY CORN HEADS AND PICKUP HEADS LOADERS & BUCKETS		
96574	JD 6405L, Mid Mount Couplers Joy Stick, 85" Bucket New	\$7,250
96348	JD 146 Loader for RC, Ind Valve	\$3,250
94970	JD 146 Loader No Valve, No Mts	\$2,850
96309	JD 146 Loader 72" Bucket, Ex Ind Valve	\$2,850
95400	JD 73" Bucket New 600 & 700 Series	\$750
95119	JD 73" Bucket Used 600 & 700 Series	\$700
95120	JD Manure Bucket off 245 Loader 3 Tines	\$700
95909	JD Utility Mounts For 245 Loader	\$600
95907	JD 60" Bucket Compact	\$500

95399	JD 61 Bucket 600 & 700 Series	\$650
95130	JD 61 Bucket 600 & 700 Series	\$650
TIRES & DUALS		
96577	JD Direct Axle Steel Centers 18 4x42 Like New	\$2,650
95791	18 4x38 Snap-Ons	\$400
96363	18 4x38 Unverferth Snap-Ons	\$800
95960	18 4x34 Dual Hubs (Peiter) 4020 50% 9 Hole	\$600
95740	T-rail Duals 20 8x38 50% 12 Clamps	\$800
D-22	T Rail Snap On 20 8x34 1590 12 Clamps	\$600
95682	JD DA Duals 10 Bolt Large Axle Hub 18 4x38 25% Radials	\$850
D-24	JD 10 Bolt Wheels No Hubs 18 4x38 New	\$1,000
D-25	2-24Lx26 Tires Firestone Bias 20%	\$600
D-26	JD 10 Bolt Wheels w/Large Hubs Firestone Bias 20 8x38 40%	\$1,400
D-27	2 New 18 4x38 Goodyear Radials, Deep Tread	\$1,100
D-29	2-14 9x30 Radials on JD Rims & Steel Centers 85%	\$1,000
D 30	2 18 4x34 Radials Duals No Clamps 10%	\$600
95665	T Rail Duals 18 4x38 Goodyear Bias 10%-7 Clamps	\$1,000
MISCELLANEOUS		
	Degelman 4600QT 9' Blade w/Hyd Angling for JD 6000 Tractors	\$4,950
M3	Peerless Challenger Roller Mill w/Blower Hyd Auger 8 Corn Planter Units 7000 Series Without No Till 4-No-Till Coulter Unit Mounts 7-Fertilizer Openers Double Disc 1-Auger Fill	\$5,850 \$75/Ea \$50/Ea \$450
95910	Fuel Tank	\$100
95911	Fuel Tank	\$100
93673	3 Pt Lift Bar	\$100
95432	IHC Snow Blade 78 Front Mount	\$500
96050	Ford F350 80 91 000 Miles Utility + Air Comp / Gen Welder/Elect Fuel 4 Speed	\$4,950
95642	Lucknow 220 Cu Ft Eaton 90 Mod	\$6,450
95112	JD Windshield	\$50
95109	IH Press Wheels	\$50
95123	JD Adapter 2 Row Snapper Head	\$400
95499	Manure Spreader Endgate	\$800
95737	Ford 3 pt Rear Blade 6'	\$450
95124	Cultivator Shields	\$100
95125	Bin Ext	\$100
	Enclosure Front Glass Utility	\$200
96228	JD 65 Rear Blade	\$650
96226	JD 3 Pt Box	\$100
96116	Bush Hog 2620 20 1000 PTO RotoCut	\$8,000



WINELAND EQUIP. INC.
 RD 2 Rte. 164 East, Martinsburg, PA 16662 Phone 814/ 793-2109
 IN PA 800/424-6543

