


Spring

OPTIONS

1.9%
APR



We Are Overstocked With Used Loaders

Many Models Available! Call a Hooper Salesman For Details!

TRACTORS

NEGOTIABLE

NEGOTIABLE

USED 100-150 HP TRACTORS

NO.	YR	MAKE	DESCRIPTION	HP
C 32128	1973	IH	1486, 2117 Hrs, 20.8x38 Rear Tires, 540/1000 PTO	145 HP
C 32028	1977	IH	1486 Cab, 6150 Hrs, 20.8x38 Rear Tires, 3 Pt	145 HP
B 42634	IH	5086 Cab, 3 Pt Hitch, 18.4x38 Rear Tires	136 HP	
B 41398	IH	1486 Cab w/Ldr, 20.8x38 Rear Tires, 1000 PTO	133 HP	
B 42581	IH	1086 2WD	131 HP	
B 42694	IH	1086	131 HP	
A 24017	1977	IH	1086 2WD Cab, 5527 Hours, 20.8x38 Rear Tires	131 HP
B 42598	1961	JD	4440 Cab, 3 Pt, 18.4x38 Rear Tires, 540/1000 PTO	130 HP
A 24388	1973	IH	1086 2WD w/Ldr, 15,799 Hours, 20.8x38 Rear Tires	116 HP
C 32137	1973	IH	1086 2WD, 5585 Hrs, 18.4x38 Rr Tire, 540/1000 PTO	116 HP
A 24379	IH	1086	116 HP	
A 24313	1970	IH	1026 Hydro, 3 Pt, 18.4 x 34 Rr Tires, 540/1000 PTO	112 HP
B 42657	1980	IH	986 Cab, 5406 Hrs, 18.4x38 Rr Tires, 540/1000 PTO	105 HP
A 24343	1971	IH	966 2WD Cab, 7600 Hrs, 18.4 x 38 Rr Tires, 540 PTO	100 HP
B 42644	IH	966 2WD Cab, 3471 Hours, Diesel, 2 Sets Remotes	100 HP	
A 24230	1983	Case	2094 2WD, 8605 Hrs	



B 42598 1981 JD 4440 Cab, 3 Pt Hitch, 540/1000 PTO, 2 Remotes, Quad Range Gear Trans, Tires: Front-10x16SL, Rear-18 4x38, **130 HP**



A 24017 1977 IH 1086 Cab, 5527 Hours, 3 Pt Hitch, 540/1000 PTO, 2 Remotes, PTO Shield, Tires: Front-11 0 x 16, Rear-20 8 x 38, **131 HP**

TRACTORS

USED UNDER 100 HP TRACTORS

NO.	YR	MAKE	DESCRIPTION	HP
A 24063	1987	CIH	170, 6455 Hours, 3 Pt Hitch, 4 Remotes, 10.8x42 Front & Rear Tires, 335 ENG HP	



A 24271 1999 CIH CX 60 MFD Cab, 184 Hours, With CIH L450 Loader, 540/1000 PTO, 16 Speed, Rear Flange Axle, **50 HP**

HP
440 ENG
400 ENG
360 ENG
360 ENG
360 ENG
360 ENG
335 ENG
300 ENG
300 ENG
250 ENG
250 ENG
220 ENG
163 HP

NO.	YR	MAKE	DESCRIPTION	HP
A 24463	1989	MF	399 MFD, Just Traded	95 HP
A 24175	1985	CIH	1896 2WD, 4150 Hrs, 18.4x38 Rear Tires, 3 Pt Hitch	95 HP
A 24411	1979	IH	886 2WD, 5633 Hours	86 HP
B 40414	1978	Case	995, 1851 Hours, 540 PTO, 3 Pt, Top Link	85 HP
A 24344	1991	CIH	5120 with Loader, 3300 Hours, Just Traded	77 HP
B 42728	IH	706, Just Traded	73 HP	
B 42373	1975	AC	6060 2WD, 3850 Hours, 3 Pt Hitch, 540 PTO	64 HP
A 31623	1973	IH	674 RC, 5373 Hrs, 18.4x30 Rear Tires, 3 Pt	61 HP
C 32047	1961	IH	560 w/Paver, 3242 Hrs, 12x24 Rear Tires, 540-PTO	59 HP
B 41106	1990	CIH	585 2WD, 2548 Hours, 14 9x24 Rear Tires	52 HP
A 24007	1988	CIH	585 2WD, 2327 Hrs, 14.9x24 Rear Tires, 540 PTO	52 HP
A 24271	2000	CIH	CX 60 MFD Cab w/Ldr, 184 Hrs, 540/1000 PTO	50 HP
B 42795	1972	IH	454, 1599 Hrs, Tires: Front-6x16, Rear-14 9x28	
C 19755	1976	IH	464 2WD, 7671 Hours, 14.9 x 28 Rear Tires, 3 Pt	46 HP
B 42196	IH	484 2WD ROPS, 5115 Hrs, 14.9 x 28 Rear Tires	42 HP	
B 42745	IH	484 w/Ldr, 3 Pt Hitch, 13.6x28 Rear Tires	42 HP	
B 42851	1980	IH	484, 2436 Hours, Diesel, Gear	42 HP
A 40048	1989	CIH	C50 MFD ROPS, 252 Hrs, 540 PTO, 8 Speed	40 HP
A 24001	1986	Kubota	L 3300 GST, 1355 Hours, 540 PTO, 3 Pt Hitch	28 HP
A 23660	IH	3514 Loader/Backhoe		
B 42871	1967	Case	530, 4394 Hrs, 14.9x28 Rear Tires, Rebuilt Starter	
B 42552	IH	B 275 2WD, Just Traded		

HP
180 HP
162 HP
162 HP



1979 Case 2590 2WD, 6636 Hrs, Tires: Front 18 4x16A, 20 8 x 38, 2 Hyd Valves, 1000 PTO, **180 HP**



A 40048 1989 CIH C50 MFD ROPS, With CIH L450 Loader, 8-Speed, 540 PTO, 252 Hours, **40 HP**



B 40414 Case 995, 1851 Hours, 540 PTO, 3 Pt, Gear, Top Link, Rem Valve, New Fuel Pump, 4 Cylinder, **58 HP**

For a Complete List of Hooper Inventory, Visit Our Web Site.

WWW.HOOPER.COM


CASE III

Hooper Is Serving Up Great Leftovers!


Prices Too Low to Advertise on These New Leftover Tillage Machines

Disc Harrows **NEGOTIABLE**

Krause Rockflex Disc Harrows are the Undisputed Leaders When It Comes to Finishing Seedbeds on Eastern Farms.



- A 23356 Krause 7400 24' WR Disc Harrow, New Model, 24" Blades, Walking Tandems on Center, Duals on Wings
- C 23694 Krause 3948 18' WR Disc, Narrow Transport, Rockflex, Last New One Left!
- B 23321 Krause 4941 WR 21' Disc Harrow, Rockflex, 9 1/8" Spacing, Duals, Packer Hitch
- B 23361 Krause 7400-21WR 21' Disc Harrow, 10' 11" Transport Width, .25" Blades, Packer Hitch
- C 23358 Krause 7400-21WR 21' Disc Harrow, 10' 11" Transport Width, .25" Blades, Packer Hitch
- B 23366 Krause 7300-24WR 23'11" Disc Harrow, 14'11" Trans Width, Dual Wheels, Packer Hitch
- B 23371 Krause 7300-27WR 26'9" Disc Harrow, 14' 11" Trans Width, Dual Wheels, Packer Hitch



These Pieces Gotta' Go Before Spring!



Finishing Tools **NEGOTIABLE**

- A 23308 Krause 6158 Landsman, Tills 18', Combination Shanks, 3 Row Tine And Reel
- B 23309 Krause 6158 Landsman, Tills 18', Combination Shanks, 3 Row Tine And Reel
- B 22043 Krause 6318 Landstar, Tills 18', Landstar Wheels Increase Surface Residue', Combination Shanks, 3 Row Tine And Reel
- B 22040 Krause 6167 Landsman, Tills 27', Combination Xt270 Chisel Shanks And 2 Piece K Tines, 3 Row Tine And Reel
- B 23344 Krause 4422 Packer, Covers 22', Ductile Wheels, Scrapers, (4) 9 5/1 X 15 Wheels
- A 23130 Brillion 23' Packer Covers 23', X Fold, Ductile, Scrapers, (4) 9 5x15 Tires
- B 23762 Brillion 25' Packer Covers 25', X Fold, Ductile, Scrapers, (4) 9 5 X 15 Tires
- B 17378 DMI 15' Crumbler, Covers 15', Pull Type, 14" Reel, 9 5x15 Tires
- A 23116 Phoenix 12' Harrow Modules, Designed To Mount On 12' Landsman
- B 23865 Phoenix H14 Harrow, Tills 42", Folding Pull Type
- B 23073 Unverferth 20 Perfecta II Field Cultivator, Tills 20'3", 3 Point Hitch, Folding To 12'6" For Transport
- B 40128 Unverferth 24' Rolling Basket, 12' Center Section With (2) 6' Wings
- B 40788 Unverferth 24' Rolling Basket, 12' Center Section With (2) 6' Wings
- B 40789 Unverferth 29' Rolling Harrow, 15' Center Section With (2) 7' Wings




Other Tillage **NEGOTIABLE**

- A 23072 Krause 4807 Coulter Chisel Plow, Cuts 9'4", (7) Chisel Shanks, (13) Coulters
- C 23394 DMI Ecolo-til 2500 3 Shank Subsoiler, Demo Unit, 30" spacing, No-til Shanks, 22" Coulters
- B 19047 DMI 530 Ecolo-tiger with Disc Attachment, Lead Shanks, Disc Leveler, Complete Pull-type Deep Tillage



Drills **NEGOTIABLE**

- A 22355 Krause 5255N 15' No-til Drill, Precision Openers, Small Seed Attachment, 3x13 Press Wheels
- A 23337 Krause 5430 30' Drill, High Residue Double Disc Parallel Link Openers, 3x13 Press Wheels, Hydraulic Fold



Financing Available on All Krause Tillage Machines



INTERCOURSE, PA
800 732-0017
MIDDLETOWN, DE
800 341-4028
MCALISTERVILLE, PA
800 433-6679

HOOPER
HOOPER, INC.
THREE LOCATIONS
KRAUSE