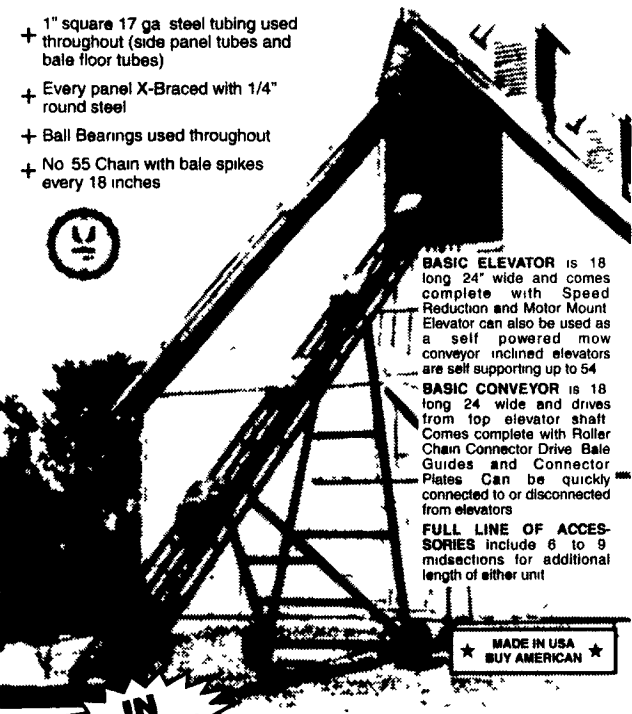


- + 1" square 17 ga steel tubing used throughout (side panel tubes and bale floor tubes)
- + Every panel X-Braced with 1/4" round steel
- + Ball Bearings used throughout
- + No 55 Chain with bale spikes every 18 inches



BASIC ELEVATOR is 18 long 24" wide and comes complete with Speed Reduction and Motor Mount Elevator can also be used as a self powered mow conveyor inclined elevators are self supporting up to 54'

BASIC CONVEYOR is 18 long 24" wide and drives from top elevator shaft Comes complete with Roller Chain Connector Drive Bale Guides and Connector Plates Can be quickly connected to or disconnected from elevators

FULL LINE OF ACCESSORIES include 8 to 9 midsections for additional length of either unit

MADE IN USA BUY AMERICAN

IN STOCK



The reliable standard of the industry



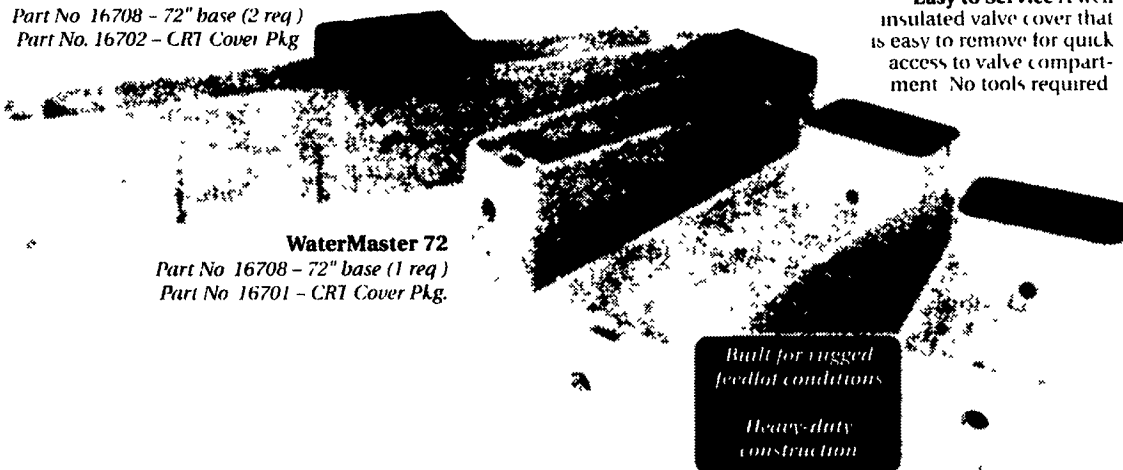
Ritchie WaterMaster

Over 1000 units built for all day operations

Solid, structural built in mounting holes for bolting unit securely to a cement pad

Open water encourages drinking... Fast and easy to clean

WaterMaster 144
Part No. 16708 - 72" base (2 req)
Part No. 16702 - CRT Cover Pkg



Easy to Service A well insulated valve cover that is easy to remove for quick access to valve compartment No tools required

WaterMaster 72
Part No. 16708 - 72" base (1 req)
Part No. 16701 - CRT Cover Pkg

Built for rugged feedlot conditions

Heavy-duty construction

WaterMaster 90
Part No. 16467

WaterMaster 54
Part No. 16542

er Feeders"

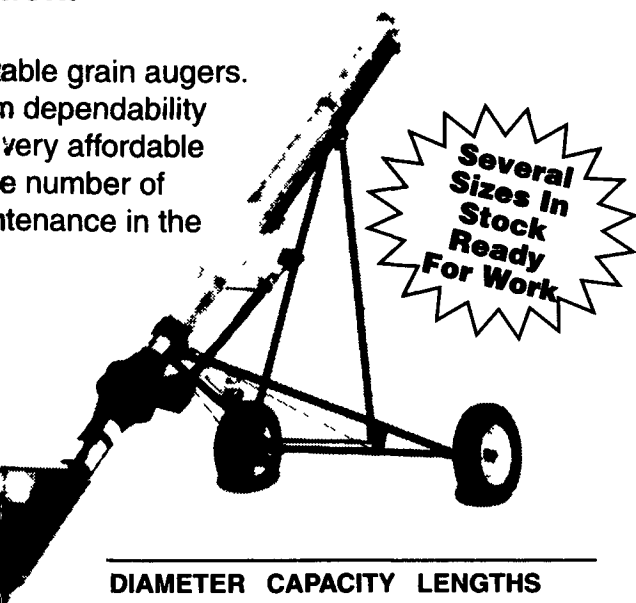


dsaver Design on Schuler "Better finds the elevator chain back under the This keeps feed loss between the elevator on to an absolute minimum. Floor flights y chain lifters in order to clean apron material that may be lost due to floor apron elevator chain sweeps across the bottom of ping it clean.

Quality Equipment

er designed tion.

able grain augers. n dependability very affordable e number of ntenance in the




Several Sizes In Stock Ready For Work

DIAMETER	CAPACITY	LENGTHS
8"	3200 BPH	32', 42', 52', 62', 72'
10"	4500 BPH	32', 42', 52', 62', 72'

Ritchie Thrifty King

Cool water in the summer & free-flowing in the winter.

Electric-Free Fountains



Model CT4
Four Drink
Part No. 16430

Model CT2
Two-Drink
Part No. 16299

Model CT1
One-Drink
Part No. 16271

All-Purpose Fountains for unique applications

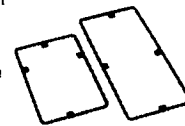
1AC General Purpose Fountain
Single lot design
Part No. 16763 - Stainless Trough
Part No. 12320 - Painted Trough
286W (2.4 AMPS @ 120V)
Horseguard No. 16720

Water Wrangler™
Designed especially for horses
Part No. 16797 - Stainless Trough
Part No. 12400 - Painted Trough
286W (2.4 AMPS @ 120V)

2AC Special
For box stalls - small lots or fences
Part No. 16766 - Stainless Trough
Part No. 12767 - Painted Trough
286W (2.4 AMPS @ 120V)
Horseguard No. 16721

Thrift-T Fount™
Perfect summer fountain for any of your livestock varieties
Part No. 11065
Nonheated

2AC Multi-Purpose Fountain
Waters calves, sheep and goats
Perfect for box stalls, small lots or fences. Shown with stainless trough and optional Horseguard
Part No. 16741 - Stainless Trough
Part No. 12295 - Painted Trough
286W (2.4 AMPS @ 120V)
Horseguard - Part No. 16721



Horseguard features rounded edges to protect your animal
Part No. 16720 for 1AC
Part No. 16721 for 2AC & 2M Spec

RYDER SUPPLY CO.

529 Falling Spring Road
P.O. Box 219
Chambersburg, PA 17201-0219
Phone 717-263-9111