

**Pa. Grain Report**

October 1, 2001

Report Supplied By PDA

COMPARED WITH LAST MONDAY'S MARKET FOR EASTERN AND CENTRAL PENNSYLVANIA. Corn steady to 05 lower Wheat steady to 05 spots 10 higher Barley steady to 05 higher Oats and Ear Corn mostly steady Soybeans 15 to 20 lower with New Crop expected by mid week PRICES PAID DELIVERED TO DEALERS DOCK, All prices per bushel, except Ear Corn per ton

**SOUTHEASTERN PENNSYLVANIA**

CORN NO 2-Y range 2 18-2 40 average 2 28 WHEAT NO 2 range 2 56-52 85, average 2 74, contract for harvest 2 64-2 74 BARLEY NO 3, 1 45-1 70, average 1 53, contract for harvest 1 33 OATS NO 2 range 1 40-1 70, average 1.60 SOYBEANS range 4 11-4 40, average 4 24 GR. SORGHUM 2 18, EAR CORN range 60 00-70 00, average 64 00 New Ear Corn, average moisture, 51-58 00, average 53.83

**SOUTH CENTRAL PENNSYLVANIA**

CORN NO 2-Y range 2 15-2 35, average 2 22, WHEAT NO 2 range 2 30-2 60, average 2 41; BARLEY NO. 3 range 1 30-1.60, average 1 41; OATS NO 2 range 1 10-1.50, average 1 32, SOYBEANS NO. 1 range 4.30-4 50 few 4.01, average 4.32. EAR CORN range 60.00-65.00, average 62 50 NEW EAR CORN, average moisture 51 00-55 00, average 53.00.

**WESTERN PENNSYLVANIA**

CORN NO. 2 range 1.89-2.36 average 2.24; WHEAT NO. 2 range 2 40-2 51, average 2 44; BARLEY NO 3, 1.39; OATS NO 2 range 1 20-1.50, average 1.33; SOYBEANS NO. 1, 4.06, EAR CORN range 63.00-67 00, average 65.00

**CENTRAL PENNSYLVANIA**

CORN NO. 2-Y range 2.25-2.40, average 2 33, WHEAT NO. 2 range 2 20-2 50, average 2.37; BARLEY NO 3 range 1.30-1.50, average 1 36; OATS NO. 2 range 1.30-1.50, average 1 41, SOYBEANS range 4.15-4.50, average 4.27; EAR CORN range 60.00-67.00, average 64.20. NEW EAR CORN 51-

57.00, average 54.35.

**LEHIGH VALLEY AREA**

CORN NO. 2-Y range 2.20-2.35, average 2.29; WHEAT NO. 2 range 2.60-2.86, average 2.73; BARLEY NO 3 range 1.40-1.50, average 1.45, OATS NO 2 range 1.40-1.50, average 1 48, SOYBEANS NO. 1 range 4.25-4 50, average 4.38; Ear Corn 60.00-68.00, average 65 60. New Ear Corn, average moisture, 50.00-54.00, average 52.00

**EASTERN AND CENTRAL PENNSYLVANIA SUMMARY**

CORN NO 2-Y 2.18-2 40, average 2 28, month ago 2 31, year ago 2 01 WHEAT NO 2, 2 40-2 86, average 2 57, month ago 2 63, year ago 2 01 BARLEY NO 3, 1 40-1 60, average 1 44, month ago 1 39, year ago 1 35 OATS NO 2 1 30-1 55, average 1 45, month ago 1 42, year ago 1 32 SOYBEANS NO 1, 4 11-4 50, average 4 28, month ago 4 44, year ago 4 49 EAR CORN 60-68.00, average 63 76, month ago 64 40, year ago 62 00 New Ear Corn 51 00-57 00, average 53 50, year ago 49 00

**NORTH CENTRAL OHIO**

(Prices FOB Truck)  
CORN 1 87-1.94, WHEAT 1 23-2 51, OATS 1 25, SOYBEAN MEAL Bulk 44% 163 40-170 50, BULK 48% 173 40-179 50

**Daily National Grain Market Summary**

St. Joseph, MO  
October 3, 2001

Report Supplied By USDA

Grain and soybean bids were slightly higher in dull trading today.

Support stemmed from technical corrections and fund buying on the Board Wheat steady to 12 cents higher. Corn 1 to 6 cents higher. Sorghum 3 cents higher. Soybeans mostly steady to 1 cent higher with Kansas City 9 cents lower

Wheat bids regained some of past two days losses from mostly technical corrections. Good progress in winter wheat seeding kept a lid on advances.

Some fund buying in wheat pit offered light support and higher corn also underpinned bids.

Cooler, wet weather is in the forecast for the Corn Belt area and the possibility for slowed harvest added strength to corn and soybean bids. Export sales remain very slow this week for both corn and soybeans

EXPORT SALES: PURCHASER COMMODITY TONNAGE DELIVERY DATE Nothing new to report

THESE MAY NOT BE THE ONLY EXPORT SALES THAT HAVE TRANSPIRED, BUT THEY ARE THE ONLY SALES THAT COULD BE CONFIRMED BY USDA GRAIN MARKET NEWS

DATE CHANGE YEAR AGO TRUCK BIDS: 10/03/01 10/02/01 10/04/00 Wheat. Kansas City (HRW ORD) 2.75 up 4 2 86 Minneapolis (DNS 14pt) 3.34 1/4 up 4 1/4 3.28 1/2 Portland (SWW) 3 62-3 65 unch 2 84-2 85 St Louis (SRW) 2 54 up 12-11 2 37-2 42

Corn US 2 Yellow Kansas City 1 89 up 2 1 74-1 76 Minneapolis 1 73 up 2 1 1 68 1/4 So Iowa 1 81-1 85 up 5-6 1 76-1 82 Omaha 1 79-1 80 up 1-2 1 67-1 69 Soybeans, US 1 Yellow Kansas City 4 34-4 37 dn 9-6 4 66 Minneapolis 4 26 up 1 4 49 1/4 So Iowa 4 38-4 39 up 1-unch 4 56-4 64 Cent II Processor 4 40-4 44 up 1-dn 1 4 71 1/4-4 76 1/4 Minneapolis truck wheat - to arrive 20 days

FUTURES Kansas City (Dec) Wheat 2 84 1/4 up 3 1/4 3 18 Minneapolis (Dec) Wheat 3 04 1/4 up 4 1/4 3 26 1/2 Chicago (Dec) Wheat 2.69 1/2 up 6 2 67 1/4 Chicago (Dec) Corn 2 10 1/4 up 1 1/2 2 04 1/4 Chicago (Nov) Soybeans 4.52 dn 1 4.86 1/4 EXPORT BIDS: Barge bids out of Port of New Orleans or Rail out of North Texas Gulf. Bids per bushel except sorghum per cwt.

US 1 HRW Wheat, Ord Protein: Rail 3.24 1/4-3.29 1/4 up 8 3/4-3 3/4 3.44-3.50 US 2 Soft Red Winter Wheat. Barge 2.92 1/2-2.95 1/2 up 6-8 2.84 1/4-2.86 1/4 US 2 Yellow Corn Barge 2.14 3 4-2 15 1/4 up 1/2-1 1/2 2 16 1/2-2 17 1/4 US 2 Yellow Sorghum: Rail 4.16-4.30 up 3 4 00-4 06 Barge 4 37-4 41 dn 1-up 1 4 06-4 08 US 2 Yellow Soybeans Barge 4.77-4 79 dn 1 5.03 1/4-5.04 1/4

**Weaverland Hay**

New Holland, Pa  
Report Supplied By Auction  
Thursday, October 4, 2001  
Hay—Straw—Grain

TOTAL LOADS: 44.

ALFALFA: 150.00-250.00.  
TIMOTHY HAY: 70.00-200.00.  
ORCHARDGRASS: 160.00.  
MIXED HAY: 60.00-190.00.  
GRASS: 105.00-185.00  
STRAW: 112.00-170.00  
EAR CORN: 70.00-80.00.  
FIREWOOD: 45.00-70.00.  
CORN FODDER: 80.00  
RYE: 20.00 FOR 3 BAGS.

FOR MORE INFORMATION CONTACT AUCTION AT 1030 LONG LANE ROAD, NEW HOLLAND 17557, 717-355-0834

**Kirkwood Hay**

Kirkwood, Pa.  
Report Supplied By Auction  
Tuesday, October 2, 2001

37 LOTS.  
MIXED HAY: 1ST CUTTING 122 00-147 00, 2ND CUTTING 152 00-162 00  
TIMOTHY: 135.00-165.00.  
ALFALFA: 1ST CUTTING 125 00-135.00, 2ND 149.00-285.00, 3RD 162 00-200 00  
CLOVER: 82 00  
GRASS 85.00-180.00  
WHEAT STRAW 115 00-165 00  
RYE STRAW 135.00.  
SALE DAY TUES 10 A M

**Indiana-Ohio Direct Hogs**

Springfield, IL  
October 3, 2001

Report Supplied By USDA

CURRENT VOLUME LIVE AND CARCASS BASIS Estimated Actual Actual Today Today Week Ago Year Ago Producer sold Negotiated 25,171 17,801 Other Market Formula 13,398 14,471 Swine or Pork Market Formula 62,646 59,295 Other Purchase Arrangement 3,305 9,531

Packer Sold (all purchase types) 00  
NEGOTIATED PURCHASE (including Packer-sold)  
Barrows & Gilts (carcass basis) 19,680  
Barrows and gilts compared to prior day's close, mostly .50 lower.  
WESTERN CORNBELT DAILY DIRECT NEGOTIATED PURCHASES MATRIX 185 lb Carcass Basis defined by Muscle and Fat  
LOIN AREA/DEPTH (INCHES)  
BACK-FAT 4.0/1.4 5.0/1.7 6.0/2.0 7.0/2.3 8.0/2.7 0.4 53.00 67.76 57.00 68.01 58.50 68.26 59.50 68.51 59.50 68.51 0.5

53.00 67.51 55.50 67.76 57.00 68.01 58.50 68.26 59.50 68.51 0.6 53.00 67.01 53.00 67 26 57.00 67.51 58.50 67.76 59.50 68.01 0.7 51.00 66.01 53.00 67.01 55.50 67.26 57.00 67.51 59.50 67.76 0.8 51.00 64.80 53.00 65.01 53.00 66.01 57.00 67.01 58.50 67.26 0.9 50.00 62.51 51.00 63.51 53.00 65.01 55.50 65.01 58.50 67.01 1.0 49.00 62.40 51.00 62.40 53.00 62.51 53.00 63.51 57.00 65.01 1.1 49.00 60.91 50.00 60.91 51.00 60 91 53.00 61 51 55 50 63.51 1 2 49.00 60.91 49.00 60.91 50 96 60 91 50 96 60.91 50.96 62.66 1.4 43.25 60.91 43 25 60 91 43.25 60.91 43.25 60.91 43 25 60 91 Base Market Hog 185 lb Carcass Basis, Plant Delivered (9-1 1 inch back-fat, 6 square inch loin/2.0 depth)

Base Price Range \$53.00 - \$63.51, weighted average \$60.66

Carcass Weight Differentials 145 (34.80) (6.50) 155 (14.40) (3.50) 165 (7 80) 0.00 175 0.00 0.00 185 0.00 0.00 195 0.00 0.00 205 0.00 0 58 215 (3 00) 0.58 225 (7 00) 0 00

Measurements based on slaughter data submitted

Range: \$57.00 - \$67.01  
Sows (plant delivered) Sows compared to yesterday's close mostly steady Sows Purchased (live and carcass basis) 1,762 Weight Range Head Count Avg Weight Price Range Wgt Avg (live basis) 300-449 lbs. 834 399.30 28.00 40.02 34.72 450-499 lbs. 126 468.80 27.00 42.63 38.32 500/up lbs. 802 566.10 28.00 45.65 41.71 prices may include transportation costs.

**Eastern Cornbelt Direct Sheep Weekly Summary**

Springfield, Ill.  
September 28, 2001  
Report Supplied By USDA

Eastern Cornbelt Direct Sheep Weekly Report (includes lambs sold in IL., IN., OH., MI.). Compared to last week slaughter lambs were 1.00-3.00 lower in a light market test. Slaughter ewes were unevenly steady. Demand was light for light supplies and best for lambs weighing 90 to 110 lbs. An increase in heavier lambs coming to market was noted. Carcass Lambs traded unevenly steady. Weekly supplies were greater than last week. Receipts consisted of 53% slaughter lambs and 47% slaughter ewes with an additional 825 head of goats. Total sheep and lambs sales: 1,050 Last week: 1,100 Last year: 1,600.

SLAUGHTER LAMBS: Choice 2-3, 110-135 lbs 42.00-46.00, few 40.00; 140-160 lbs 36.00-38.00; 65-75 lbs 75.00-79.00.

SLAUGHTER EWES: Utility to Good 32.00-34.00.

GOATS by the cwt.: 90-120 lbs 50.00-60.00; 60-85 lbs 60.00-80.00, 30-60 lbs 75.00-100.00.

**Fauquier Livestock Exchange, Inc.**

Marshall, Virginia  
(540) 364-1566

Under New Management  
Farmer Owned & Farmer Operated  
Graded Feeder Cattle Sales

2nd week of every month.  
4th week of every month

Monday . . Oct. 8 . . 7:30 PM . . Calf & Yearling  
Monday . . Oct. 22 . . 7:30 PM . . Calf & Yearling

REGULAR SALES EVERY  
TUESDAY 1:30 PM

"Specializing in Top Quality Angus Cattle"  
ORDER BUYING AVAILABLE



**V Strip 2™**

The only product on the market designed to detect both bacteria and somatic cells in milk and is capable of diagnosing subclinical mastitis.


Quick, easy to use. Dip V-Strip in milk sample for 1-2 seconds. 30 min. later, read results.

**DANIELS FARM STORE**

324 Glenbrook Rd., Leola, PA  
717-656-6982

Mon-Fri 7-8,  
Sat 7-12

**TRUCKLOAD SALE**



**BLACK PLASTIC CROP COVERS**

4 or 6 Mil

10'x100' Through 40'x100'

★ Reasonable Prices ★

Also Round Silo Caps In Stock

**Black & White BUNKER COVERS**

25x100, 32x100, 40x100, 40x150, 50x150

**HUBER'S ANIMAL HEALTH SUPPLIES**

810 Tulpehocken Rd., Myerstown, PA 17067

717-866-2246

Mon 7 30 a.m. to 6 p.m., Thurs & Fri. 7.30 a.m. to 8 p.m.  
Tues & Wed. 7:30 a.m. to 5 p.m., Sat 7 30 a.m. to Noon

**WHAT'S AHEAD FOR CORN, OATS, SOYBEAN AND WHEAT FUTURES AND OPTIONS**

Lehigh Valley Futures, Inc. through its clearing FCM, offers access to all major exchanges' Futures and Options.

Serving the Farm Community for more than 30 years.

When buying options, your risk is in some cases limited to the premiums paid plus transaction costs...

FOR INFORMATION, CONTRACT DETAILS AND FUTURES AND OPTIONS STRATEGIES...

PHONE (610)366-7979 or 800-543-8939

**LEHIGH VALLEY FUTURES INC.**



Commerce Plaza, Suite 249,  
5000 Tilghman Street,  
Allentown, PA. 18104  
e-Mail: info@lvfutures.com  
web site: www.lvfutures.com

The risk of loss in trading futures and options can be substantial. Futures and options trading may not be suitable for everyone. You should carefully consider the risks in light of your financial condition in deciding whether to trade.



The Pax QUICK-START™ pan feeding system grows chicks into FINISHED broilers efficiently.

**QUICK-START**



Feed Storage and Delivery Systems



The Ultimate Nest For Commercial Floor Birds

**Farmer Automatic**

OF AMERICA, INC.

**Zeiset Equipment**

2187 North Penryn Rd., Manheim, PA 17545  
Phone (717) 665-4056 Fax (717) 665-2240