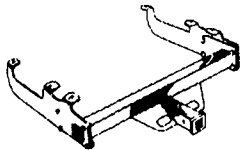


35 TRUCKS AND TRAILERS

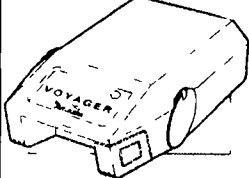
Weaver Distributing Warehouse Direct To Your Door!




Trailer Hitches Class 1 thru 5



Brake Controls \$59.95

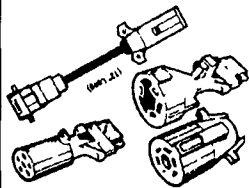


Convert-A-Ball \$31.95

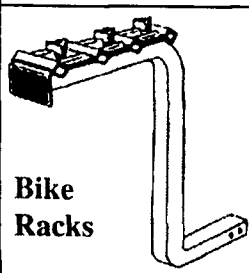


REMOVE BALL-REPLACE WITH DESIRED SIZE

Elec. plugs and adapters



Pintle Hooks and Accessories



Bike Racks

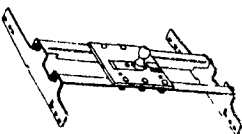
Triple Tow Mounts Black or Chrome balls



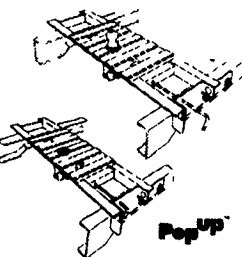
Cargo Carrier \$89.99




Fold-down Gooseneck Hitch



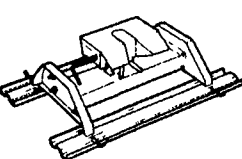
Pop-Up Gooseneck Hitch



Extend-A-Truck \$99.00



Firehawk 5thwheel Gooseneck Hitch



Adjustable Ballmounts



Free shipping for most orders

Call For a Free Catalog
1-800-932-8373
1-800-WEAVER-D
Weaver Distributing
125 Blue Mountain Rd.
Fredericksburg PA
17026



Anthony L.
LANDIS
AUTO SALES
3394 Division Hwy., New Holland, PA 17557
Rt 322, 1-1/2 mi west of Blue Ball (717) 355-0644



1997 GMC 1500 SLE
4x4, Ext. Cab, 5.0 V8, Auto, AC, PW & L,
P. Mirrors, Tilt, Cruise, CD,
3rd Door, 63,000 Miles
\$17,900



1995 CHEVY BEAUVILLE
8 Pass, 350, AT, A/C, Tilt, Cruise, PW, PDL,
Privacy, Gray, 75,000 Mi., Alloys

THESE 2 TRUCKS GOTTA GO!

Call Keith

2001 ISUZU FRR, 200 HP, 6 Spd, A/C, Stereo, 14' Morgan Stake With Folding Gooseneck Hitch and 8-Ton Pintle Hook, Custom Silver Paint **Powerful Puller**



2000 ISUZU NQR CREW CABS ARE IN 175 HP Diesel, Auto Trans, 7-Person Seating, Chassis In Stock, Ready To Go

Call Keith With Body Specs.

LOTS OF OTHER ISUZUS IN STOCK

WE DELIVER ANYWHERE!!!

FIVE STAR ISUZU ★★ ★★
New Toll Free - 1-877-54ISUZU Keith Eshelman (4-7898)



WM. COHEN & SONS, INC.
"THE TRUCK PARTS STORE"

HEAVY DUTY TRUCK PARTS - NEW & USED - REBUILT REARS & TRANSMISSIONS
610-269-1298 Fax 610-269-0787 www.cohentruckparts.com



Clark Crane, 14 Ton Capacity,
4-53 Detroit, 60' boom, 14 00x24 tires, runs good, model #720



96 Morgan 22' Reefer Body
Swinging back doors, curb side door, damage on Thermo-King sheet metal



92 Hino Model FE
6 cyl turbo diesel, 6 spd, hyd brakes, 18' reefer body w/rollup door, roll up curb side door



New Flatbeds Available
Sizes currently available are 12', 14', 20', 22' and 24' Racks are also available



99 GMC Model 6500
454 V-8, auto, single rear, PS, A/C, AM/FM radio, 11x22 5 tires, 24' van body, 25,950 GVW, 78,000 miles



Michigan Loader Model L30
Quick Coupler. Comes With 1 Yard Bucket and 60" Forks, Runs Excellent

Ingersoll Rand Air Compressor,
Type 30, 15 HP 3 Phase

4 I-Beams,
49' Long, 28" High w/12-1/2" Web



90 Chevy 66 Passenger School Bus,
8 2 Detroit, auto, PS



95 Int. 4900 DT466
7 spd, single rear, PS, A/C, AM/FM radio, air brakes, 20' Reefer Body, Swinging back doors, curb side door



00 F-250/350 Pickup Beds



(9) 40' - 45' 1970's & Newer Steel Flatbed Trailers (also have drop deck trailers) some have sliding tandems, all in good condition \$2,500/Ea. and Up



85 Ford F-700
429 V-8, 5 spd, 2 spd rear, air brakes, 31,500 GVW



84 Ford LN800
5 spd, 2 spd rear, air brakes, 31,500 GVW

11.1 60 series Detroit engines

12.7 60 series Detroit engines

8.2 non-turbo Detroit engines



91 Isuzu NPR, 4 cyl turbo-diesel, auto, 14' reefer body,
110 electric, 195,969 mi



200 Gal. & 550 Gal. Plastic Tanks For Sale



Aluminum Tanker/Trailers 7500 gal and up



25 HP Quincy Air Compressor 230 Amp, 3 Phase



96 Toyota Tacoma Pickup 89 GMC Sierra 4WD Pickup, Loaded 93 Toyota Pickup 95 Toyota T-100 Pickup (Not Shown)



87 Nissan Forklift Mdl P-2700 3000 Lb Capacity, 2 Stage Lift, approx 15' High, Pneumatic Tires

1 - 4' Work Bench

2 - 6' Work Benches w/Electrical Strip & Lights

1 - 5' Work Bench

Metal Storage Cabinets

Heavy Duty Corrosive Cabinet 43" W x 66" H x 34" D
Metal Open Cabinet Shelves 36" W x 55" H x 15" D
3 - Wooden Office Chairs

30" W x 52" H x 26" D
32" W x 72" H
36" W x 78" H