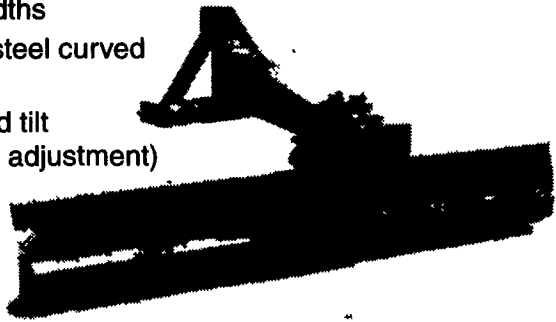


WOODS

REAR SCRAPER BLADES

Model RB750 & RB850
Heavy Duty Rear Blades


1. 84 & 96 inch working widths
2. Reversible high carbon steel curved cutting edge
3. Manual angle, offset and tilt features (optional hydraulic adjustment)
4. Rated up to 100 HP (10,000 lb. max weight)



SNOWBLOWERS

Tractor Mounted

1. 84 to 108 inch working width
2. Double 15 inch feeder augers (SB96 and SB108 only)
3. PTO drive shaft with shear pin shock protection
4. 200° Hydraulic chute rotator



BACKHOES



Woods Ground Breakers™
6 1/2 ft., 7 ft. & 9 ft.


3 HOOK-UP OPTIONS
Skidsteer • 3-Point Hitch • Subframe

Quality, performance & versatility describe the Woods family of backhoes. Multi-function Control Valve design provides for a smooth operation. These backhoes are a proven leader in the agricultural & commercial industries. For more information, see your Woods dealer.

LOADERS

WOODS DUAL

7 Models to choose from.



Whether your tractor has two wheel or four wheel drive and falls within the 11 to 200 HP range Woods has a DUAL loader to fit your needs.

Fast-D-Tach attaches to your tractor in minutes.

Available in tractor matching colors


**It mows more grass.
It reduces downtime.
It's available right now.**



Zero-turn radius capability. Greater riding comfort. Easier operating controls. We've even designed an expanded fuel tank to keep you going longer. What more could we possibly add?

Come in and test drive one today!

PUT A BAT IN YOUR BARN BATWING 3180 - 3 SPINDLE MOWER



The Woods model 3180 is the toughest Batwing® mower we've ever built. A "clean deck" design that resists cut material build-up, innovative Intra-Drive™ gearboxes engineered and built by Woods, and the fastest blade speeds of any mower in its class. The 3180 Batwing® cuts through brush, up to three inches in diameter. A blade overlap of over six inches, and you have a mower that delivers a quality cut, without streaking. From its heavy-gauge deckplate to its heavy-duty drivelines, we build the 3180 to last. What's more, they come complete with a 36-month gearbox warranty.

Products That Make A Winning Team...

WOODS



HINES EQUIPMENT
Cresson, PA
814-886-4183
or
Bellwood, PA
814-742-8171

LAWN CARE EQUIPMENT CENTER
Martindale, PA
717-445-4541

MORRIS INT'L., INC.
Everett, PA
814-652-6101

PIPERSVILLE GARDEN CENTER
Pipersville, PA
215-766-0414

WARREN COUNTY SERVICE CENTER
Blairstown, NJ
908-362-6916

BELMONT FARM
Glyndon, MD
410-833-9091

HOOBER, INC.
Intercourse, PA
717-768-8231

M.M. WEAVER & SONS, INC.
Leola, PA
717-656-2321

MEYERS IMPLEMENTS, INC.
Greencastle, PA
717-597-2176

READING KUBOTA
Rt. 61 North
Reading, PA
610-926-2441

WENGERS OF MYERSTOWN
Myerstown, PA
717-866-2135

B. EQUIP., INC.
Waynesboro, PA
717-762-3193

HOOBER, INC.
McAlisterville, PA
570-463-2191

MARSHALL MACHINERY
Honesdale, PA
570-729-7117

NICHOLS FARM EQUIP.
Bloomsburg, PA
570-784-7731

REIFF FARM SERVICE
Shippensburg, PA
717-532-8601

WERTZ FARM & POWER EQUIPMENT
Glen Rock, PA
717-235-0111

ECKROTH BROS. FARM EQUIP.
New Ringgold, PA
570-943-2131
or
Orefield, Pa
610-366-2095

KELLER'S FARM MACHINERY, INC.
Quakertown, PA
215-536-4046

MESSICK'S
Elizabethtown, PA
717-367-1319
or
Abbottstown, PA
717-259-6617

D.W. OGG EQUIPMENT CO.
Frederick, MD
301-473-4250

TRACTOR PARTS CO.
Bloomsburg, PA
570-784-0250

YORK CO. FARM IND., INC.
Emigsville, PA
717-764-6412

GRUMELLI'S FARM SERVICE
Quarryville, PA
717-786-7318

LAWN & GOLF SUPPLY
Phoenixville, PA
610-933-5801

MIFFLINBURG FARM SUPPLY, INC.
Mifflinburg, PA
570-986-3114

PIKEVILLE EQUIP. INC.
Oley, PA
610-987-6277

C.H. WALTZ SONS, INC.
Williamsport, PA
570-435-2921

ZIMMERMAN FARM SERVICE
Bethel, PA
717-933-4114

WOODS