


Superior Service at a Competitive Price.

DO IT RIGHT NOW!

Don't take chances with your planting season. A tune-up by the seeding specialist helps make every seed count!

When it's time to put seed in the ground, you'll need all the accuracy and consistency you've come to expect from your planter! So put top performance back into it with an overhaul from the Seeding Specialists at Deer Creek Equipment. Our skilled service professionals will overhaul everything, from seed meters to closing wheels.



*Offer applies to Farm Plan Preferred Accounts with approved credit


USED EQUIPMENT TRACTORS:



John Deere 2155-2WD, Oxford, PA, Stk. #12059, \$15,000




1988 John Deere 2355-2WD, Whiteford, MD, Stk. #11945, \$16,800




1979 John Deere 2640-2WD, Whiteford, MD, Stk. #8133, \$16,900



1980 John Deere 2940-2WD, Whiteford, MD, Stk. #11588, \$11,900



1966 John Deere 3020-2WD, Oxford, PA, Stk. #7662, \$9,500



1980 John Deere 4440-2WD, Whiteford, MD, Stk. #11949, \$20,500



1990 John Deere 4955-MFWD, Whiteford, MD, Stk. #11899, \$54,500



Kabota L4150-4WD, Oxford, PA, Stk. #9972, \$14,500

NO PAYMENTS

NO INTEREST

NO KIDDING

THE TIME IS RIGHT-AND SO IS THE PRICE!

Call today and you'll be saving more than seed! Now through January 31, 2001, take advantage of no interest/no payment for 180 days.

FOLLOWING YOUR METERING UNIT INSPECTION... **

You can't get a good yield from your seed if it's not planted correctly. Make sure your planter is working properly with our On Farm Planter Inspection. Our factory-trained service technicians will come to your farm to inspect your planter from the down force springs to the wiring harness. When we're done, we'll give you a complete list of items that need attention or repair. Have Deer Creek do any needed repairs and we'll haul your planter free of charge. Or, we can supply you with all the parts to do it yourself.

**Geographic limitations apply, call your Deer Creek Customer Service rep for details.

METERING UNIT INSPECTION \$15.95 per row unit

Check your drill's seed boot adjustment

You don't see the seed boots when you're drilling, but boot position is critical for accurate seed placement. Make sure the seed boot is set according to instructions in the operator's manual or technical manual. The boots are attached at the center hole for most planting conditions, but they can be attached at the top hole to compensate for blade wear, for deep seeding, or to reduce trash buildup. The bottom attachment hole is used for planting in heavy trash conditions, for seeding at depths down to one inch, or when high-speed planting causes inconsistent seed depth. If the boot is too low, the opener may plug or it may not penetrate; it may even wear rapidly. If the boot is too high, the seed may not drop in the bottom of the furrow.



Here's all you really need to remember... We do it RIGHT, at the RIGHT price, RIGHT now!



460 LIMESTONE RD. • OXFORD, PA 19363
1-800-255-6567
720 WHEELER SCHOOL RD. • WHITEFORD, MD 21160
1-800-551-6567
HOURS: 7:30-5:00 M-F; 7:30-12:00 SAT.

www.dcequip.com



JOHN DEERE