

Join the Binkley & Hurst Bros. Inc. Team for Service with Years of Experience to Keep You Going!

- Check with Binkley & Hurst Bros. Inc. for Special YEAR END CASH & CARRY DISCOUNT PROGRAM PRICING!
- Take Advantage of your YEAR 2000 CAPITAL INVESTMENT TAX CREDITS. Check with your accountant... Year 2000 Section 179 Quick Depreciation is up to \$20,000!
- Ask about low rate financing options OR special tax deductible lease plan available from our local bank at very competitive rates.

MAKE YOUR MOVE TO BINKLEY & HURST BROS. TODAY!

Binkley & Hurst Has A New Case IH Tractor To Keep You Going! Great Financing!

CASE III CASE CREDIT AND BINKLEY & HURST BROS. INC. CAN PUT YOU INTO THE TRACTOR OF YOUR DREAMS!

- | | |
|----------------------|----------------------|
| Model MX 80C, 67 HP | Model MX 135, 115 HP |
| Model MX 90C, 74 HP | Model MX 200, 165 HP |
| Model MX 100, 85 HP | Model MX 220, 185 HP |
| Model MX 110, 95 HP | Model MX 240, 205 HP |
| Model MX 120, 105 HP | Model MX 270, 235 HP |

Check Our Low Rate Finance or Lease Plans To Lower Your Cost! Let Tax Dollars Help You to Obtain an Enjoyable New Tractor from Binkley & Hurst Bros. Inc.


Come & See The New MX 120 Case IH 4x4 Cab Tractor



The New 105 Rated HP with 44% Torque Rise. **Check Out This High Performer!**


- Turbo Charged In-Line Injection Pumps with Up to 44% Torque Rise.
- Power Shuttle Reverser Trans. with Thumb Switch Power Shift.
- Large Roomy Tinted Glass Cab with Lumbar Support Air Ride Seat.
- 25 GPM Hyd with 2950 P.S.I. Stop in and see many more fine features!

Just Arrived In Time for Year-End Tax Savings, New 145 HP Case IH MX170 4x4




Power Shift & Shuttle Reverser with Travel Speeds up to 25 MPH, Make Work Easier, Enjoy a New Tractor from Binkley & Hurst Today! (NC 5997)

95 HP Case IH MX 110 Demonstrator




2-Wheel Drive ROPS, Open Station Power Shift & Shuttle, 25 GPM Hydraulics at Outlets, Case Cummins Powered with 44% Torque Rise **Don't Miss This One! See Binkley & Hurst Today!**

Case IH MX 100C, Cab, Powershift & Shuttle, Turbo Charged 83 HP



18.4x38 Radial R1W Traction Tires with up to 25 MPH Road Speed, Lots of Nice Cozy Cab Features with Tilt Telescopic Steering, Cloth Air Ride Seat, 2 Door Cab, Excellent Visibility **COME ON IN! CHECK IT OUT!** (NC 5897)

Case IH MX 100C Open Station, Rated 83 HP, Turbo Charged



Left Hand Power Shuttle Reverser (No Clutching) Shift, Plus 4-Speed Thumb Switch Power Shift with 16 Speed Forward & 12 Reverse Speeds, 25 GPM Hyd at Outlets, 18.4x38 Radial R1W Tires, up to 25 MPH Road Speed. (NC 5943)

Ask About Low Financing Rates Make Your Move To Binkley & Hurst Now!

Purchase A New Case Unloader From Binkley & Hurst Bros. Inc.

MODEL NUMBER	OPERATING LOAD	NET HP	OPERATING WEIGHT	TIPPING LOAD CAPACITY
1825B	800 LB.	27	3158 LB.	1770 LB.
1838	1,300 LB.	46	5166 LB.	2600 LB.
1840	1,350 LB.	50	5458 LB.	2700 LB.
1845C	1,700 LB.	56	6085 LB.	3445 LB.

See The New Vertical High Lift Model 75XT Skid Loader



Case Skid Steer 1840/1845C

Just Arrived! Brand New Show Model MX100C

83 HP, Built for the Field & the Road up to 25 MPH, 2WD w/Front Fenders



Open Station, 18.4x38 R1W Radials, 11.00x16 Road & Field Front Tires, Tilt Hood for Easy Service, 4 Speed P. Shift & Shuttle Reverser Transmission, 2 Valves, Tilt Steering, Analog Gauges, Lots of Good Features (NC 5884)

CHECK OUT OUR YEAR-END DISCOUNTS ON THESE MACHINES

New Case IH Grain Drills In Stock For Quick Delivery! The Goal: Uniform Seed Distribution*




Case IH 5300 Grain Drill
Designed for precision planting in solid or extra-narrow row patterns to maximize yields.

- Exclusive diagonal-lipped fluted-roll seed cups ensure uniform seed distribution
- Close-coupled maneuverability
- Large-capacity seed hopper to cover extra acres between refills

And you get more than a precision grain drill. You can count on us for genuine, value-priced parts, professional and reliable service support, and flexible financing. Sizes in stock 20x6 and 24x6 with press wheels. **For the best in grain drills, see Binkley & Hurst Bros. Inc. for sizes in stock.**



The New Case IH Model 8880 Diesel Cab & Air, 15 Foot Disc Mower Is Here!



Now is the time to move into quality from Binkley & Hurst Bros Inc

The disc design provides for fast cutting in the most adverse conditions - dense undergrowth, tangled prairie grass, rocks, animal obstacles (gopher mounds, ant hills, etc)



NOTE: Our Inventory Changes Daily! Before You Drive A Long Distance, CALL US To Be Sure It Is HERE!

BINKLEY & HURST BROS., INC.

(717) 626-4705

1-800-414-4705 Fax 717-626-0996

133 Rothsville Station Rd. P.O. Box 0395, Lititz, PA 17543-0395 Located 1/2 Mile North of Rothsville

Visit us on the Internet at <http://www.casecorp.com> Case IH is a registered trademark of Case Corporation



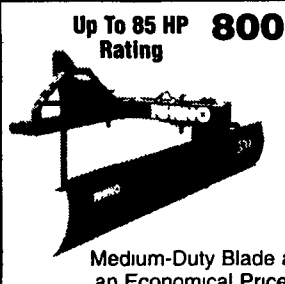
Binkley & Hurst Bros. Stocks High Quality Rhino Machinery

A Great Time To Trim Back Those Fence Lines With A Rhino Boom Mower!

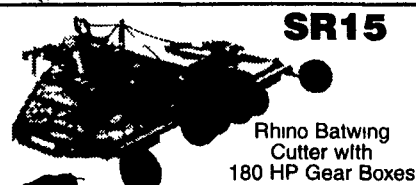
The Servis® hydraulic boom flail cutters are designed for mowing grass and cutting brush in hard-to-reach areas including roadsides, ditch-banks, ponds, and fence rows. Large model with up to 4" diameter brush cutting.



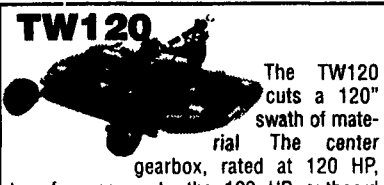
- 55 HP Rating 350 - 6' & 7'
- 65 HP Rating 500 - 6'
- 95 HP Rating 900 - 9'
- 125 HP Rating 900 - 8'



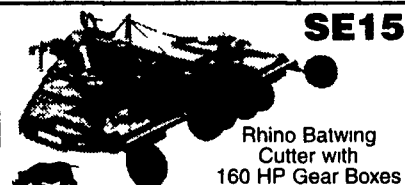
3 Pt. Finish Mower
60" In Stock For Immediate Availability



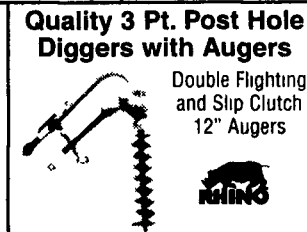
Heavy-Duty Features!
15' Cut, 540 or 1000 RPM, Cat 5 Main Driveline, Cat 4 or 5 Wing Drivelines; Pan Blade Carriers, 6' Blade Overlap, Mechanical Level-Lift Axle, 10-Gauge Deck, 1/4"x10-1/2" Side Skirts, Full Swivel Clevis Hitch, Replaceable Skid Shoes, Wing Operation 90° Up and 22° Down, Rated for 2" Diameter Material Fully-Shielded Drivelines, Safety Deflectors Standard 15 Foot Models In Stock



Heavy-Duty Features!
15' Cut, 540 or 1000 RPM, Cat 5 Main Driveline, Cat 4 or 5 Wing Drivelines, Pan Blade Carriers, 6' Blade Overlap, Mechanical Level-Lift Axle, 10-Gauge Deck, 1/4"x10-1/2" Side Skirts, Full Swivel Clevis Hitch, Replaceable Skid Shoes, Wing Operation 90° Up and 22° Down, Rated for 2" Diameter Material Fully-Shielded Drivelines, Safety Deflectors Standard 15 Foot and 20 Foot Models In Stock



Heavy-Duty Features!
15' Cut, 540 or 1000 RPM, Cat 5 Main Driveline, Cat 4 or 5 Wing Drivelines, Pan Blade Carriers, 6' Blade Overlap, Mechanical Level-Lift Axle, 10-Gauge Deck, 1/4"x10-1/2" Side Skirts, Full Swivel Clevis Hitch, Replaceable Skid Shoes, Wing Operation 90° Up and 22° Down, Rated for 2" Diameter Material Fully-Shielded Drivelines, Safety Deflectors Standard 15 Foot and 20 Foot Models In Stock



ST 55 Tiller • ST 63 Tiller
SM 81 Tiller • 3 Pt. Post Hole Digger
3 Pt. Hyd. Post Hole Digger
3 Pt. 5' Finish Mower
3 Pt. 6' Finish Mower
3 Pt. TW 84 Dual Tail Wheel, 2" Cutting Cap, 90 HP Gear Box



133 Rothsville Station Rd. P.O. Box 0395 Lititz, PA 17543-0395 (717) 626-4705 1-800-414-4705 Fax (717) 626-0996