


Total Digestible Nutrients (TDN)

Cracked Corn	90 percent TDN
Shelled Corn	88 percent TDN
Ear Corn	78 to 80 percent TDN



Components of Yellow Dent Corn (Wet Weight)

Starch	61.0 percent
Protein & Fiber	19.2 percent
Corn Oil	3.8 percent
Water	16.0 percent

One Bushel of Corn Provides:

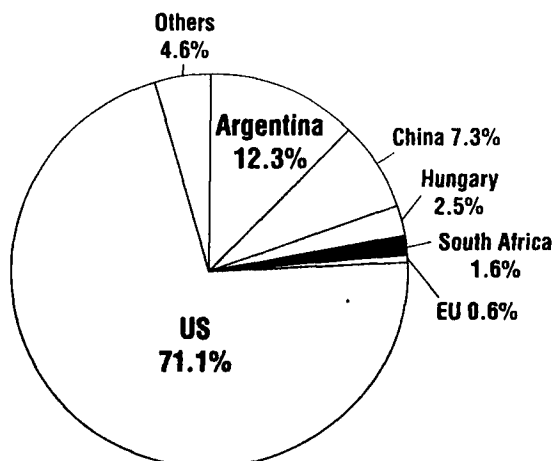
- 31.5 pounds of starch
- or
- 33 pounds of sweetener
- or
- 2.5 gallons of fuel ethanol
- plus
- 13.5 pounds of gluten feed*
- 2.6 pounds of gluten meal**
- and 1.5 pounds of corn oil

*Gluten feed is 20 percent protein **Gluten meal is 60 percent protein

WORLD CORN PRODUCTION

Corn is grown in more countries than any other crop and is a major source of food for both humans and animals throughout the world. While the United States produces and exports more corn than any other country, U.S. corn growers must be vigilant in maintaining their competitive advantage. We must ensure the best possible corn yields and quality. Fair and open trade policies and transportation infrastructure for timely movement to export markets.


WORLD CORN EXPORTS 1999



(Million Bushels)			
US	1,929.0	Romania	23.6
Argentina	334.6	EU	15.7
China	196.8	Ukraine	7.9
Hungary	66.9	Others	93.3
South Africa	43.3	Total	2,711.3


Source: USDA, FAS, Grain World Markets & Trade, January 13, 2000

WORLD CORN PRODUCTION 1999



Source: USDA, FAS, Grain World Markets & Trade, January 13, 2000
To convert bushels to metric tons, divide by 39.37

WORLD CORN CONSUMPTION 1999



Source: USDA, FAS, Grain World Markets & Trade, January 13, 2000
To convert bushels to metric tons, divide by 39.37



Built to withstand rugged conditions.



15' Rotary Cutters

- 5 Year gearbox warranty
- Medium or heavy-duty models available
- 3" or 4" Cutting capacity
- 2" - 14" Cutting height
- Enclosed front to rear leveling rods
- Self-leveling hitch reduces drawbar wear
- Reinforced stump jumper

Pennsylvania

Betts Equipment
3139 Windy Bush Road, Rt. 232
New Hope, PA 18938
215-598-7501

Hooper, Inc.
Main Street
Intercourse, PA 17534
717-768-8231

Hooper, Inc.
East Main Street
McAlisterville, PA 17049
717-463-2191

Deerfield Ag & Turf Center, Inc.
RR 2 Box 212
Watsonstown, PA 17777
570-538-3557

Detlan Equipment, Inc.
141 East Main St
Silverdale, PA 18962
215-257-5177

Thomas L. Dunlap
Rt 220, Main St Exit
Jersey Shore, PA 17740
570-398-1391

Eckroth Bros Farm Equip.
Rd 2, Box 24A
New Ringold, PA 17960
570-943-2131

Eckroth Equipment Co.
4910 Kernsville Rd
Orefield, PA 18069
610-366-2095

Hines Equipment
RT 220, Belwood, PA
814-742-8171

Keller Brothers
R7 Box 405
Lebanon, PA 17042
717-949-6501

1950 Fruitville Pike
Lancaster, PA 17601
717-569-2500

M.S. Yearsley & Sons
West Chester, PA
610-696-2990

Pikeville Equipment Inc.
RD 2, Oysterdale Road
Oley, PA 19547
610-927-6277

Stoltzfus Farm Service
Cochranville, PA
610-593-2407

Stouffer Bros Inc.
1066 Lincoln Way West
Chambersburg, PA 17201
717-263-8424

New Jersey


Rodio Tractor Sales
North White Horse Pike
Hammonton, N.J. 08037
609-561-0141

Warren County Service Center
228 Route 94, Blairtown, N.J.
908-362-6916



Killbros MODELS 350 & 385 IN STOCK

GRAVITY GRAIN BOXES



Efficient Field Transport - Fast Grain Unloading

Sales & Service

ROVENDALE AG & BARN EQUIP.

WATSONTOWN, PA 17777

570-538-9564 OR 570-742-4226

Exit 31, I-80 to I-180 Watsonstown Exit

Hours: Mon-Fri. 8 to 5; Sat. 8 to 12

