

WOODS

LOADERS


WOODS DUAL

7 Models to choose from.

Whether your tractor has two wheel or four wheel drive and falls within the 11 to 200 HP range Woods has a DUAL loader to fit your needs.

Fast-D-Tach attaches to your tractor in minutes.

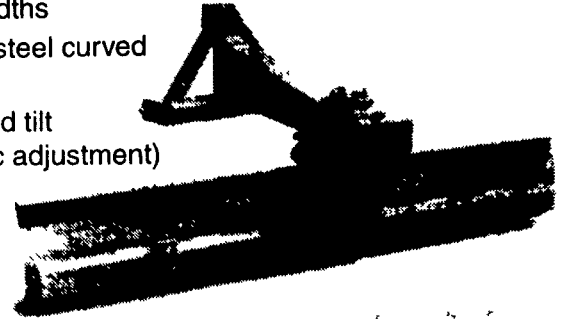
Available in tractor matching colors



REAR SCRAPER BLADES

Model RB750 & RB850
Heavy Duty Rear Blades

1. 84 & 96 inch working widths
2. Reversible high carbon steel curved cutting edge
3. Manual angle, offset and tilt features (optional hydraulic adjustment)
4. Rated up to 100 HP (10,000 lb. max weight)



BACKHOES

Woods Ground Breakers™
6 1/2 ft., 7 ft. & 9 ft.


3 HOOK-UP OPTIONS
Skidsteer • 3-Point Hitch • Subframe

Quality, performance & versatility describe the Woods family of backhoes. Multi-function Control Valve design provides for a smooth operation. These backhoes are a proven leader in the agricultural & commercial industries. For more information, see your Woods dealer.



XT Series Single Spindle ROTARY CUTTERS


- 48 to 84 inch cutting width
- Tip Speeds to 16,162 RPM
- Shear pin shock protection standard, optional slip clutch
- Choice of Tailwheel (solid core or laminated)



**It mows more grass.
It reduces downtime.
It's available right now.**

Zero-turn radius capability Greater riding comfort
Easier operating controls We've even designed an expanded fuel tank to keep you going longer What more could we possibly add?

Come in and test drive one today!



PUT A BAT IN YOUR BARN BATWING 3180 - 3 SPINDLE MOWER

The Woods model 3180 is the toughest Batwing® mower we've ever built. A "clean deck" design that resists cut material build-up, innovative Intra-Drive™ gearboxes engineered and built by Woods, and the fastest blade speeds of any mower in its class. The 3180 Batwing® cuts through brush, up to three inches in diameter. A blade overlap of over six inches, and you have a mower that delivers a quality cut, without streaking. From its heavy-gauge deckplate to its heavy-duty drivelines, we build the 3180 to last. What's more, they come complete with a 36 month gearbox warranty.



Products That Make A Winning Team...

WOODS



ERB & HENRY EQUIP. INC.
New Berlinville, PA
610-367-2169

KELLER'S FARM MACHINERY, INC.
Quakertown, PA
215-536-4046

MIFFLINBURG FARM SUPPLY, INC.
Mifflinburg, PA
570-966-3114

D.W. OGG EQUIPMENT CO.
Frederick, MD
301-473-4250

WENGENERS OF MYERSTOWN
Myerstown, PA
717-866-2135

BELMONT FARM
Glyndon, MD
410-833-9091

GRUMELLI'S FARM SERVICE
Quarryville, PA
717-786-7318

LAWN & GOLF SUPPLY
Phoenixville, PA
610-933-5801

MORRIS INT'L., INC.
Everett, PA
814-652-6101

Westminster, MD
410-848-4585

WARREN COUNTY SERVICE CENTER
Blairstown, NJ
908-362-6916

B. EQUIP., INC.
Waynesboro PA
717-762-3193

HINES EQUIPMENT
Cresson, PA
814-886-4183
or
Bellwood, PA
814-742-8171

M.M. WEAVER & SONS, INC
Leola, PA
717-656-2321

MEYERS IMPLEMENTS, INC.
Greencastle, PA
717-597-2176

PIKEVILLE EQUIP. INC.
Oley, PA
610-987-6277

WERTZ FARM & POWER EQUIPMENT
Glen Rock, PA
717-235-0111

BHM FARM EQUIP.
Annville, PA
717-867-2211

HOOBER, INC.
Intercourse, PA
717-768-8231

MARSHALL MACHINERY
Honesdale, PA
570-729-7117

READING KUBOTA
Rt. 61 North Reading, PA
610-926-2441

REIFF FARM SERVICE
Shippensburg, PA
717-532-8601

YORK CO. FARM IND., INC.
Emigsville, PA
717-764-6412

ECKROTH BROS. FARM EQUIP.
New Ringgold, PA
570-943-2131
or
Orefield, Pa
610-366-2095

HOOBER, INC.
McAlisterville, PA
570-463-2191

MESSICK'S
Elizabethtown, PA
717-367-1319
or
Abbottstown, PA
717-259-6617

NICHOLS FARM EQUIP.
Bloomsburg, PA
570-784-7731

TRACTOR PARTS CO.
Bloomsburg, PA
570-784-0250

C.H. WALTZ SONS, INC.
Williamsport, PA
570-435-2921

ZIMMERMAN FARM SERVICE
Bethel, PA
717-933-4114

WOODS