

# Machinery You Need From

See Our Insert in This Week's Paper for a Complete List

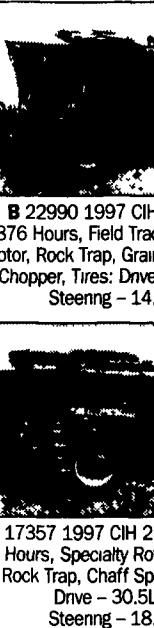
## Why Is This Rotary Combine Simply the Best?



At Hooper, Inc. we believe it's simple to see why a Case-IH Rotary Axial-Flow Combine is better than all other rotary combines. Because it's simple. A Case-IH Rotary Axial-Flow Combine has only ONE moving part in its entire threshing/separating process... a single large-diameter rotor. Open up the side shield on any other rotary combine and compare it to the drive mechanism, and you will see that the Case-IH rotary combine has fewer moving parts, which means fewer problems. Because the more moving parts there are, the greater your chance of breaking down.

And when it comes to servicing the most productive combine in farming, no dealer understands the Case-IH Rotary Axial-Flow Combine better than Hooper. Hooper introduced the Case-IH Rotary Axial-Flow Combine to the East, and our combine service specialists have been working with Axial-Flow technology since 1977

To put more quality grain in the tank than with any other harvesting system, go with the rotary combine and dealer that are simply the best. The Case-IH Rotary Axial-Flow Combine and Hooper, Inc.



**B 22990 1997 CIH** 876 Hours, Field Tra Rotor, Rock Trap, Grain Chopper, Tires - 14. Steering - 14.

**B 17357 1997 CIH 2** Hours, Specialty Ro Rock Trap, Chaff Sp Drive - 30.5L Steering - 18.




**A 23035 1996 NH 415 Mower** Conditioner, 11' 4" Cut, Rubber Rolls, 1000 PTO  
**SALE PRICE \$7,900**



**B 18906 1991 CIH 8580 Baler,** Makes 4x4x8, 60,635 Bales  
**SALE PRICE \$29,000**



**C 31177 IH 435 Baler** With Thresher, 14"x18"  
**WAS \$3,200, IS \$2,900**



**C 22296 1993 JD 1470 12' Mower** Conditioner, Rubber Rolls, End-Pull, 1000 RPM PTO,  
**WAS \$8,450, IS \$7,500**



**B 40041 GP 3010 30' Floding Dnli,** Double Disc Openers, 3 x 13 Press Wheels, Turbo Coulters, Markers, 3,650 Acres  
**SALE PRICE \$39,500**



**A 22975 Reynolds RE-30 30 Ton** Rear Ejector Wagon, Loads 22 Cubic Yards of Mud, Soil, Rock, or Demolition Materials, Discharges Safely on-the-fly




**B 18976 IH 496 34' Folding Disc, 8"** Front & Rear Spacing, Duals on Center & Wings, Farrow Fillers, Packer Hitch & Hoses, **WAS \$10,500, IS \$9,900**




**C 31217 JD 230 21' Disc, 13'** Transport, 9" Front & Rear Spacing, Duals on Center, Singles on Wings,  
**WAS \$3,200, IS \$2,800**



**A 23178 Krause 4945 NR 25'** Rockflex Disc, 13' 6" Transport, 8" Front & Rear Spacing,  
**Just Traded - Will Rebuild for \$15,900**



**B 22866 DMI 730 7 Shank EcoLo-**Tiger Chisel Plow w/ Lead Shanks, Disc Attachment, Rear Leveler, Excellent Condition,  
**WAS \$13,900, IS \$12,900**



**C 22782 JD 8300 21 x 7** Conventional Drill, Double Disc Openers, 2 Row Track Eliminator, Cylinder & Hoses,  
**WAS \$3,000, IS \$2,500**



**A 22955 DMI Tiger II 5 Shank** Subsoiler, Auto-Reset, 12' Working Width  
**SALE PRICE \$8,500**

**USE**  
B 4013  
B 1890  
A 2316  
C 3117  
A 2319  
B 4010  
B 1777  
C 3148  
B 4007  
C 2228  
A 2288  
B 4002  
C 2303  
A 2320  
A 2322  
**USE**  
B 1897  
B 1936  
C 312  
B 1866  
A 2317




**B 18993 1997 CIH 9370 Quadtrac,** 1517 Hrs, 30" Tracks, 12 Speed Full Pwr Shift, 3 Pt, 1000 Rpm Pto, 360 HP



**B 18836 CIH 7250 MFD Cab, 1745** Hrs, Tires: Front - 16 9x30, Rear - 20.8x42, 1000 Pto, Pwr Shift, 215 HP



**B 19585 1991 CIH 7140 MFD Cab,** 3388 Hours, 18.4 x 46 Duals, 197 HP



**C 31092 1980 IH 3788 MFD Cab,** 6627 Hours, Tires: Front - 20.8x38, Rear - 20.8 x 38, 1000 Pto, 170 HP



**A 22559 1983 JD 4650 MFD Cab,** 5800 Hours, Tires: Front - 18.4x26, Rear-20.8x38, 540/1000 Pto, 165 HP



**A 22784 1999 CIH MX 200 MFD Cab,** 513 Hrs, 18.4x42 Duals, 165 HP



**B 19587 1992 JD 4560 2WD Cab,** 1806 Hrs, 18 4x46 Duals, 156 HP



**B 17774 1997 CIH 8920 MFD Cab,** 2073 Hrs, 18.4x42 Duals, 155 HP



**A 23004 1988 CIH 7120 2WD Cab,** 4883 Hours, Tires: Front - 14Lx16.1, Rear-20.8x38, 540/1000 Pto, 151 HP



**A 17811 1979 IH 1086 2WD Cab,** 4534 Hrs, Tires: Front - 11.00x16, Rear-20.8x38, 540/1000 Pto, 131 HP



**C 19501 1989 CIH 7110 2WD Cab,** 2531 Hrs, 18 4x38 Duals, 131 HP



**C 31016 1973 JD 4430 2WD,** 5980 Hrs, 20.8x38 Rr Tires, 125 HP



**B 19890 1996 CIH 5230 MFD Cab,** 1775 Hours, 18 4 x 34 Duals, 90 HP



**A 23121 IH 656 Gas, 15.9 x 38** Rear Tires, 62 HP



**B 18252 1970 Case 580 CK w/Ldr,** Cab, 1274 Hrs, 14.9x24 Rear Tires

NO.	YR	MAKE
B 18993	1997	CIH
A 23031		ST
B 19203	1978	Vers
B 19590	1996	JD
B 18836	1995	CIH
B 19947	1999	CIH
B 19586	1991	CIH
B 19584	1991	CIH
B 19217	1997	CIH
A 23070	1984	JD
A 18853	1999	CIH
C 23046	1979	Case
C 31092	1980	IH
A 22559	1983	JD
A 22784	1999	CIH
C 19589	1992	JD
B 19587	1992	JD
B 17774	1997	CIH
B 40119		CIH
A 23004	1988	CIH
B 19583	1991	CIH
B 19582	1991	CIH
B 19581	1991	CIH

**A** INTERCOURSE, PA  
**800 732-0017**  
MIDDLETOWN, DE  
**B 800 341-4028**  
McALISTERVILLE, PA  
**C 800 433-6679**

**HOOBER**  
HOOBER, Inc  
THREE LOCATIONS

Farm Machinery Runs Better With Hooper's **ADVANCED MACHINERY SERVICE**

For a complete list of Hooper inventory, visit our web site.