

Look
ward To
ing You!

RYDER SUPPLY CO.

529 Falling Spring Road
P.O. Box 219
Chambersburg, PA 17201-0219
Phone 717-263-9111

ver
atility...
e Fountain

Our unique disc-shaped closure could make the Ritchie Thrifty King the most versatile fountain on the market. Unlike a ball closure, our disc "tips" The higher water level means livestock don't have to lean in so far to drink. That makes drinking easier for smaller animals with our tapered opening, it's easier for larger animals too. Water both from the same unit.

Ritchie®
Ritchie Industries, Inc.

Buy a Ritchie and Relax...
You Water's Worth It!




Introducing the all new
Ritchie
WaterMaster
72/144



A rotocast polyethylene body features thick urethane insulation. Each 72" unit has 6 recessed heavy web anchors.

The 144" model holds a maximum of 52 gallons of water and will flush/drain clean in 60 seconds! Large 3" drains are located at each end. The complete fountain will fill in 78 seconds at 50 PSI. A single 72" model will water 125 head of dairy stock or 250 head of beef cattle. These capacities double with the 144" model.

Ritchie Has A Nose For Safety... and Dependable Water Delivery for Horses.



Buy a Ritchie and Relax... Your Water's Worth It!

In any climate you get safe, dependable water delivery from the electric Water Wrangler or electric Thrifty King fountains from Ritchie. Designed to help protect your valuable livestock, corners and edges are rounded and smooth.

Plus, our fountains have a built-in float valve to keep your water clean and fresh. They're built to last and are backed by a 5-year warranty. For more information, call 1-800-851-1111 or visit our website at www.rydersupply.com.

Ritchie

MORE MILK

BY SUPPLYING MORE
WATER WITH LESS WATER WASTE

PANORAMA

Goldoni Tractors

Equipment



Rakes, Till & Angle (Various Sizes Available)

Tillers




fits to fit tractors (50 HP)

Drivers & Diggers



ward fencing job easy with a post digger or driver.




Europe's Premier Tractor
Horsepower Range 20-70, 4 WD
Standard Quality you can see at a glance.

Flex Tine Harrows




The original flex tine harrow that will do the job right

Broadcast Seeder/
Fertilizer Spreaders



If you need to spread seed or fertilizer, this will do it

Wheel Rakes &
Wheel Rake Carriers



Handles your hay gently and reduces your raking time.

Hay Tedders



Working Width - 10'x17' Fast, even spreading and gentle with your hay

Disc Mowers




High speed for fast, efficient cutting. Available in 7', 8' or 9' models

Finishing & Rotary Mowers



For a smooth cut, look for the Panorama mowers, 4' to 7' available

IN STOCK



MY-D HAN-D

- BALE ELEVATORS
- CONVEYORS
- PORTABLE ELEVATORS



- + 1 square 17 ga. steel tubing used throughout (side panel tubes and bale floor tubes)
- + Every panel X Braced with 1/4" round steel
- + Ball Bearings used throughout
- + No. 55 Chain with bale spikes every 18 inches

BASIC ELEVATOR - 18' long, 24" wide and comes complete with Speed Reduction and Motor Mount. Elevator can also be used as a self-powered mow conveyor. Inclined elevators are self-supporting up to 54'.
BASIC CONVEYOR is 18' long, 24" wide and drives from top elevator shaft. Comes complete with Roller Chain Connector Drive, Bale Guides and Connector Plates. Can be quickly connected to or disconnected from elevators.
FULL LINE OF ACCESSORIES include 6 to 9 mid-sections of either unit. See inside for other accessories.


IN STOCK

MADE IN USA BY AMERICANS

Pound For Pound, Dollar For Dollar MY-D HAN-D Gives You More WE HAVE AUGERS & SINGLE CHAIN IN STOCK!

FAST FEEDING TIME WITH WEVERLINE SILAGE CART

- ★ 20% Larger Than the "Best Seller" Model 430
- ★ Larger Size For The Larger Herd
- ★ Full 36 Bushel Capacity
- ★ Extension Side Kit Available To Increase The Capacity On All Models



NOW 4 SIZES AVAILABLE - 420 - 424 - 430 - 436